



DRILL STEM TEST REPORT

Prepared For: **Samuel Gary Jr. & Associates Inc.**

1515 Wynkoop St. Ste 700
Denver, CO 80202

ATTN: Neil

26/16S/16W-Rush

Maier 1-26

Start Date: 2011.05.14 @ 19:20:08

End Date: 2011.05.15 @ 03:06:08

Job Ticket #: 42885 DST #: 4

Trilobite Testing, Inc
PO Box 362 Hays, KS 67601
ph: 785-625-4778 fax: 785-625-5620



TRILOBITE TESTING, INC

DRILL STEM TEST REPORT

Samuel Gary Jr. & Associates Inc.

Maier 1-26

1515 Wynkoop St. Ste 700
Denver, CO 80202

26/16S/16W-Rush

Job Ticket: 42885

DST#: 4

ATTN: Neil

Test Start: 2011.05.14 @ 19:20:08

GENERAL INFORMATION:

Formation: **Arbuckle**

Deviated: No Whipstock: ft (KB)

Time Tool Opened: 20:37:38

Time Test Ended: 03:06:08

Test Type: Conventional Bottom Hole

Tester: Dusitn Rash

Unit No: 38

Interval: 3508.00 ft (KB) To 3570.00 ft (KB) (TVD)

Reference Elevations: 1985.00 ft (KB)

Total Depth: 3570.00 ft (KB) (TVD)

1975.00 ft (CF)

Hole Diameter: 7.88 inches Hole Condition: Poor

KB to GR/CF: 10.00 ft

Serial #: 8354 Inside

Press @ Run Depth: 444.88 psig @ 3511.00 ft (KB)

Capacity: 8000.00 psig

Start Date: 2011.05.14

End Date:

2011.05.15

Last Calib.:

2011.05.15

Start Time: 19:30:08

End Time:

03:06:08

Time On Btm:

2011.05.14 @ 20:37:18

Time Off Btm:

2011.05.15 @ 00:33:38

TEST COMMENT: IF-Fair building blow . BOB in 5 minutes.

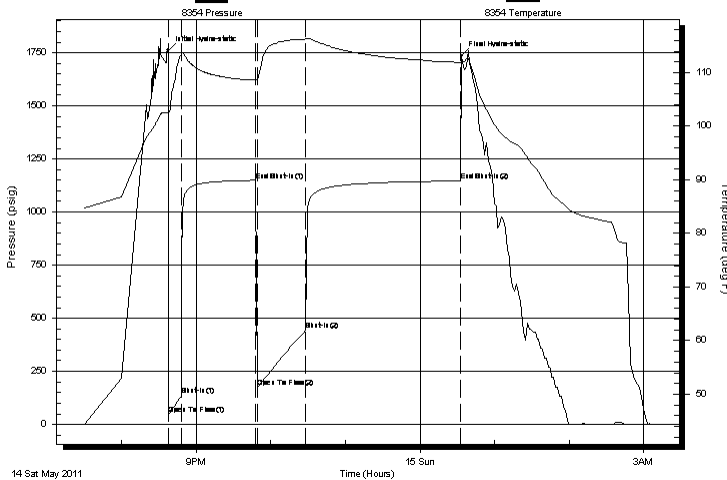
ISI-No Return.

FF-Fair building blow . BOB in 4 minutes 45 seconds.

FSI-No Return.

Times- 10-60-4

Pressure vs. Time



PRESSURE SUMMARY

Time (Min.)	Pressure (psig)	Temp (deg F)	Annotation
0	1761.87	102.63	Initial Hydro-static
1	46.10	102.02	Open To Flow (1)
11	135.42	113.34	Shut-In(1)
71	1149.35	108.59	End Shut-In(1)
72	172.97	108.53	Open To Flow (2)
111	444.88	116.24	Shut-In(2)
236	1146.34	111.90	End Shut-In(2)
237	1736.24	111.98	Final Hydro-static

Recovery

Length (ft)	Description	Volume (bbl)
370.00	95%Water/5%Mud	5.19
310.00	80%Water/20%Mud	4.35
228.00	50%Water/50%Mud	3.20

Gas Rates

	Choke (inches)	Pressure (psig)	Gas Rate (Mcf/d)



**TRILOBITE
TESTING, INC**

DRILL STEM TEST REPORT

TOOL DIAGRAM

Samuel Gary Jr. & Associates Inc.

Maier 1-26

1515 Wynkoop St. Ste 700
Denver, CO 80202

26/16S/16W-Rush

Job Ticket: 42885

DST#: 4

ATTN: Neil

Test Start: 2011.05.14 @ 19:20:08

Tool Information

Drill Pipe:	Length: 3502.00 ft	Diameter: 3.80 inches	Volume: 49.12 bbl	Tool Weight:	3000.00 lb
Heavy Wt. Pipe:	Length: 0.00 ft	Diameter: 2.70 inches	Volume: 0.00 bbl	Weight set on Packer:	24000.00 lb
Drill Collar:	Length: 0.00 ft	Diameter: 2.25 inches	Volume: 0.00 bbl	Weight to Pull Loose:	5000.00 lb
			<u>Total Volume: 49.12 bbl</u>	Tool Chased	0.00 ft
Drill Pipe Above KB:	24.00 ft			String Weight: Initial	48000.00 lb
Depth to Top Packer:	3508.00 ft			Final	52000.00 lb
Depth to Bottom Packer:	ft				
Interval between Packers:	62.00 ft				
Tool Length:	92.00 ft				
Number of Packers:	2	Diameter: 6.75 inches			

Tool Comments:

Tool Description

Tool Description	Length (ft)	Serial No.	Position	Depth (ft)	Accum. Lengths
Recorder	0.00	8653	Fluid	3478.00	
Change Over Sub	1.00			3479.00	
Shut In Tool	5.00			3484.00	
Sampler	2.00			3486.00	
Hydraulic tool	5.00			3491.00	
Jars	5.00			3496.00	
Safety Joint	3.00			3499.00	
Packer	5.00			3504.00	30.00 Bottom Of Top Packer
Packer	4.00			3508.00	
Stubb	1.00			3509.00	
Perforations	2.00			3511.00	
Recorder	0.00	8354	Inside	3511.00	
Recorder	0.00	8520	Outside	3511.00	
Change Over Sub	1.00			3512.00	
Drill Pipe	31.00			3543.00	
Change Over Sub	1.00			3544.00	
Perforations	23.00			3567.00	
Bullnose	3.00			3570.00	62.00 Bottom Packers & Anchor

Total Tool Length: 92.00



**TRILOBITE
TESTING, INC**

DRILL STEM TEST REPORT

FLUID SUMMARY

Samuel Gary Jr. & Associates Inc.

Maier 1-26

1515 Wynkoop St. Ste 700
Denver, CO 80202

26/16S/16W-Rush

Job Ticket: 42885

DST#: 4

ATTN: Neil

Test Start: 2011.05.14 @ 19:20:08

Mud and Cushion Information

Mud Type: Gel Chem	Cushion Type:	Oil API:	deg API
Mud Weight: 9.00 lb/gal	Cushion Length: ft	Water Salinity:	38000 ppm
Viscosity: 60.00 sec/qt	Cushion Volume: bbl		
Water Loss: 9.19 in ³	Gas Cushion Type:		
Resistivity: 0.26 ohm.m	Gas Cushion Pressure: psig		
Salinity: 6000.00 ppm			
Filter Cake: inches			

Recovery Information

Recovery Table

Length ft	Description	Volume bbl
370.00	95%Water/5%Mud	5.190
310.00	80%Water/20%Mud	4.348
228.00	50%Water/50%Mud	3.198

Total Length: 908.00 ft Total Volume: 12.736 bbl

Num Fluid Samples: 0

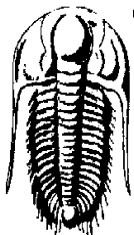
Num Gas Bombs: 0

Serial #:

Laboratory Name:

Laboratory Location:

Recovery Comments: Sampler- 1900 ML-Water 100 ML-Oil
300#Pressure.



**TRILOBITE
TESTING, INC.**

DRILL STEM TEST REPORT

GAS RATES

Samuel Gary Jr. & Associates Inc.

Maier 1-26

1515 Wynkoop St. Ste 700
Denver, CO 80202

26/16S/16W-Rush

Job Ticket: 42885

DST#: 4

ATTN: Neil

Test Start: 2011.05.14 @ 19:20:08

Gas Rates Information

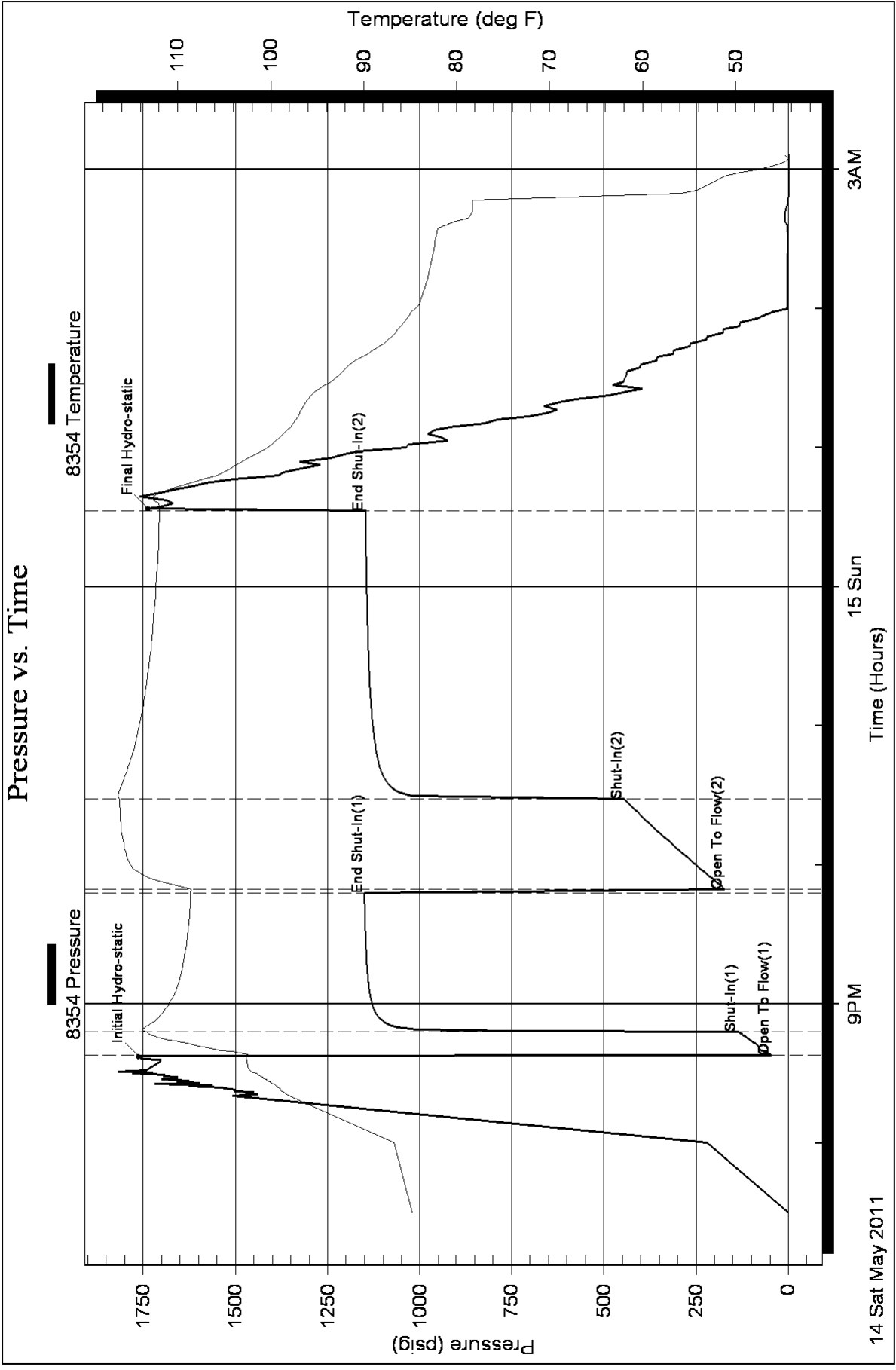
Temperature: 59 deg C

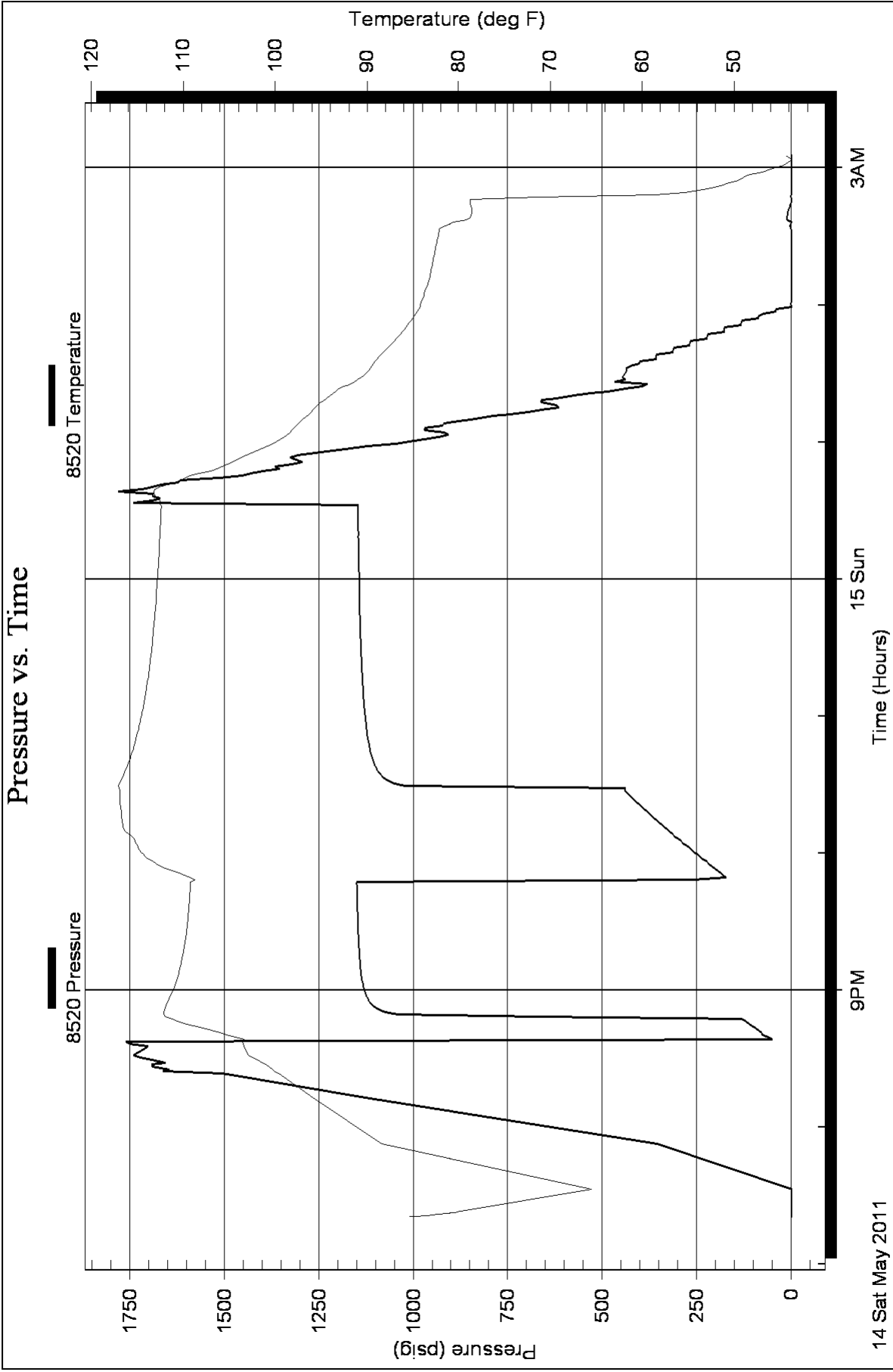
Relative Density: 0.65

Z Factor: 0.8

Gas Rates Table

Flow Period	Elapsed Time	Choke (mm)	Pressure (kPaa)	Gas Rate (m ³ /d)
		0.00	0.00	0.00





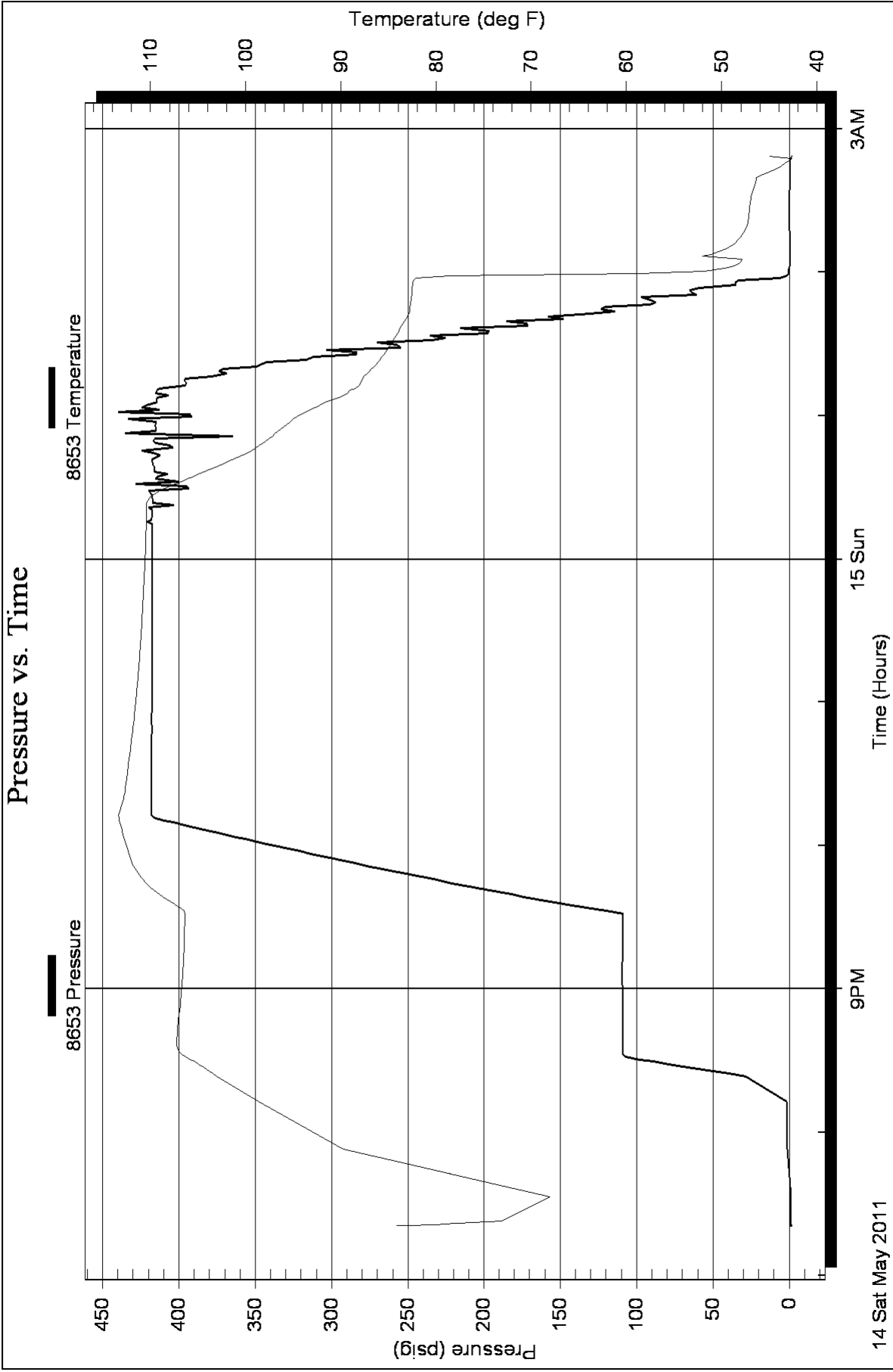
Serial #: 8653

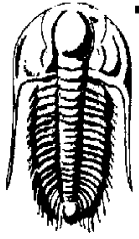
Fluid

Samuel Gary Jr. & Associates Inc.

26/16S/16W-Rush

DST Test Number: 4





**TRILOBITE
TESTING, INC.**

DRILL STEM TESTING - DATA LISTING

Samuel Gary Jr. & Associates Inc.

Maier 1-26

1515 Wynkoop St. Ste 700
Denver, CO 80202

26/16S/16W-Rush

Job Ticket: 42885

DST#: 4

ATTN: Neil

Test Start: 2011.05.14 @ 19:20:08

Serial # 8354 Inside				Serial # 8354 Inside			
Comments	Time (Min.)	Pressure (psig)	Temp. (deg F)	Comments	Time (Min.)	Pressure (psig)	Temp. (deg F)
	0.0	0.99	84.8		68.3	60.89	102.9
	40.0	662.77	92.8		69.0	60.06	103.8
	50.5	1440.27	98.2		69.7	73.06	105.4
	51.2	1472.53	98.4		70.3	77.81	106.4
	51.8	1598.90	98.7		71.0	89.73	107.2
	52.5	1500.76	98.9		71.7	82.53	107.8
	53.2	1530.83	99.0		72.3	87.32	108.5
	53.8	1532.28	99.2		73.0	93.70	109.3
	54.5	1565.62	99.4		73.7	99.41	110.2
	55.2	1717.17	99.7		74.3	105.58	111.1
	55.8	1595.89	100.0		75.0	110.99	111.8
	56.5	1627.19	100.3		75.7	117.13	112.4
	57.2	1698.84	100.4		76.3	122.62	112.8
	57.8	1658.49	100.8		77.0	128.23	113.1
	58.5	1814.43	101.0		77.5	132.76	113.2
	59.2	1691.37	101.3		77.7	134.15	113.3
	59.8	1715.12	101.6	Shut-In(1)	77.8	135.42	113.3
	60.5	1720.66	102.0		78.0	270.46	113.5
	61.2	1740.25	102.2		78.2	750.82	113.7
	61.8	1735.64	102.4		78.3	921.81	113.7
	62.5	1728.33	102.4		79.0	1035.69	113.6
	63.2	1720.94	102.5		79.7	1061.82	113.5
	63.8	1714.28	102.5		80.3	1076.57	113.2
	64.5	1707.79	102.5		81.0	1086.93	113.0
	65.2	1701.98	102.5		81.7	1094.47	112.7
	65.8	1694.12	102.6		82.3	1100.60	112.5
	66.5	1756.43	102.6		83.0	1105.55	112.3
	66.8	1756.30	102.6		83.7	1109.81	112.1
	67.0	1756.30	102.6		84.3	1113.12	111.9
Initial Hydro-static	67.2	1761.87	102.6		85.0	1116.20	111.8
	67.3	1749.71	102.6		85.7	1118.71	111.6
Open To Flow (1)	67.5	46.10	102.0		86.3	1121.08	111.5
	67.7	46.32	102.3		87.0	1122.75	111.4

Printing every 4 samples

Serial # 8354 Inside				Serial # 8354 Inside			
Comments	Time (Min.)	Pressure (psig)	Temp. (deg F)	Comments	Time (Min.)	Pressure (psig)	Temp. (deg F)
	87.7	1124.58	111.3		125.0	1147.56	108.8
	88.3	1126.09	111.1		127.0	1147.89	108.7
	89.0	1127.49	111.0		129.0	1148.24	108.7
	89.7	1128.72	110.9		131.0	1148.50	108.7
	90.3	1129.90	110.8		133.0	1149.09	108.6
	91.0	1130.98	110.7		135.0	1149.19	108.6
	91.7	1131.87	110.6		136.5	1149.29	108.6
	92.3	1132.71	110.5		137.0	1149.32	108.6
	93.0	1133.69	110.5	End Shut-In(1)	137.5	1149.35	108.6
	93.7	1134.31	110.4		138.0	1149.33	108.6
	94.3	1135.12	110.3		138.5	289.06	108.2
	95.0	1135.75	110.2	Open To Flow (2)	139.0	172.97	108.5
	95.7	1136.33	110.2		139.5	174.83	108.9
	96.3	1136.91	110.1		140.0	178.84	109.4
	97.0	1137.60	110.0		140.5	182.69	110.1
	97.7	1138.04	110.0		142.5	196.92	112.0
	98.3	1138.45	109.9		144.5	211.93	113.4
	99.0	1139.04	109.9		146.5	227.01	114.2
	99.7	1139.35	109.8		148.5	242.26	114.9
	100.3	1139.68	109.8		150.5	257.10	115.2
	101.0	1140.20	109.7		152.5	271.52	115.4
	101.7	1140.60	109.7		154.5	286.17	115.5
	102.3	1140.89	109.6		156.5	300.77	115.7
	103.0	1141.25	109.6		158.5	315.07	115.8
	103.7	1141.63	109.6		160.5	329.15	115.9
	104.3	1141.85	109.5		162.5	342.95	116.0
	105.0	1142.27	109.5		164.5	356.77	116.0
	105.7	1142.52	109.5		166.5	370.47	116.1
	106.3	1142.77	109.4		168.5	383.77	116.1
	107.0	1143.04	109.4		170.5	397.06	116.2
	107.7	1143.27	109.4		172.5	409.99	116.2
	108.3	1143.85	109.3		174.5	422.83	116.2
	109.0	1143.66	109.3		176.5	435.42	116.2
	109.7	1143.86	109.3		177.0	438.45	116.2
	111.0	1144.28	109.2		177.5	441.61	116.2
	113.0	1144.92	109.1	Shut-In(2)	178.0	444.88	116.2
	115.0	1145.54	109.0		178.5	439.31	116.2
	117.0	1145.95	109.0		179.0	977.04	116.4
	119.0	1146.45	108.9		179.5	1022.56	116.4
	121.0	1146.93	108.9		181.5	1064.47	116.2
	123.0	1147.25	108.8		183.5	1081.57	116.0

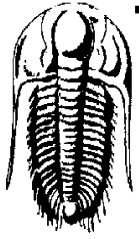
Printing every 4 samples

Serial # 8354 Inside				Serial # 8354 Inside			
Comments	Time (Min.)	Pressure (psig)	Temp. (deg F)	Comments	Time (Min.)	Pressure (psig)	Temp. (deg F)
	185.5	1091.74	115.8		267.5	1143.14	112.3
	187.5	1098.85	115.7		269.5	1143.31	112.3
	189.5	1104.25	115.5		271.5	1143.87	112.3
	191.5	1108.29	115.3		273.5	1143.74	112.3
	193.5	1111.83	115.1		275.5	1143.90	112.2
	195.5	1114.75	115.0		277.5	1144.15	112.2
	197.5	1117.14	114.8		279.5	1144.39	112.1
	199.5	1119.39	114.7		281.5	1144.50	112.1
	201.5	1121.23	114.6		283.5	1145.11	112.1
	203.5	1122.90	114.4		285.5	1144.95	112.1
	205.5	1124.45	114.3		287.5	1145.48	112.0
	207.5	1125.91	114.2		289.5	1145.64	112.0
	209.5	1127.22	114.1		291.5	1145.47	112.0
	211.5	1128.25	114.0		293.5	1145.92	112.0
	213.5	1129.30	113.9		295.5	1146.06	112.0
	215.5	1130.44	113.8		297.5	1146.16	111.9
	217.5	1131.18	113.7		299.5	1146.23	111.9
	219.5	1132.00	113.6		301.5	1146.30	111.9
	221.5	1132.97	113.5		302.0	1146.32	111.9
	223.5	1133.67	113.5	End Shut-In(2)	302.5	1146.34	111.9
	225.5	1134.39	113.4		303.0	1579.32	112.0
	227.5	1135.04	113.3	Final Hydro-static	303.5	1736.24	112.0
	229.5	1135.66	113.3		304.0	1704.47	111.9
	231.5	1136.21	113.2		306.0	1689.88	112.2
	233.5	1136.71	113.1		308.0	1703.62	112.7
	235.5	1137.34	113.1		310.0	1704.19	112.1
	237.5	1137.69	113.0		312.0	1560.11	110.8
	239.5	1138.24	113.0		314.0	1594.23	108.9
	241.5	1138.66	112.9		316.0	1505.51	107.2
	243.5	1139.13	112.8		318.0	1415.57	105.5
	245.5	1139.60	112.8		320.0	1323.21	104.6
	247.5	1139.91	112.7		322.0	1270.87	103.8
	249.5	1140.37	112.7		324.0	1274.38	102.9
	251.5	1140.73	112.7		326.0	1177.87	101.9
	253.5	1141.06	112.6		328.0	1165.73	101.0
	255.5	1141.36	112.6		330.0	1075.79	100.2
	257.5	1141.72	112.5		332.0	985.30	99.6
	259.5	1141.96	112.5		334.0	940.43	99.0
	261.5	1142.29	112.5		336.0	958.43	98.5
	263.5	1142.45	112.4		338.0	923.18	98.0
	265.5	1142.80	112.4		340.0	822.66	97.6

Printing every 4 samples

Serial # 8354 Inside				Serial # 8354 Inside			
Comments	Time (Min.)	Pressure (psig)	Temp. (deg F)	Comments	Time (Min.)	Pressure (psig)	Temp. (deg F)
	342.0	753.17	97.2		424.0	1.25	82.1
	344.0	695.32	97.0		426.0	1.49	80.9
	346.0	627.71	96.7		428.0	8.93	79.0
	348.0	651.97	96.4		430.0	8.88	78.5
	350.0	575.12	96.1		432.0	6.78	78.3
	352.0	486.43	95.6		434.0	1.42	78.3
	354.0	417.87	95.0		436.0	-0.42	78.2
	356.0	427.88	94.4		438.0	-0.96	62.7
	358.0	446.65	93.6		440.0	-1.72	54.6
	360.0	440.79	92.9		442.0	-1.69	53.4
	362.0	433.79	92.4		444.0	-1.70	52.4
	364.0	402.79	91.9		446.0	-1.74	51.5
	366.0	398.84	91.4		448.0	-1.80	49.5
	368.0	357.92	90.4		450.0	-1.69	46.9
	370.0	312.74	89.6		452.0	-1.89	45.2
	372.0	263.24	88.8		454.0	-1.76	44.3
	374.0	266.47	88.0		456.0	-1.97	45.2
	376.0	221.89	87.4				
	378.0	192.97	86.9				
	380.0	176.04	86.5				
	382.0	131.60	86.0				
	384.0	89.15	85.6				
	386.0	85.81	85.2				
	388.0	41.17	84.9				
	390.0	1.37	84.2				
	392.0	0.16	84.0				
	394.0	1.86	83.8				
	396.0	1.94	83.7				
	398.0	2.35	83.5				
	400.0	2.89	83.3				
	402.0	3.24	83.2				
	404.0	2.67	83.1				
	406.0	2.58	83.0				
	408.0	1.51	82.9				
	410.0	1.86	82.7				
	412.0	1.83	82.6				
	414.0	0.39	82.5				
	416.0	0.38	82.4				
	418.0	0.52	82.3				
	420.0	0.43	82.3				
	422.0	1.09	82.2				

Printing every 3 samples



**TRILOBITE
TESTING, INC.**

DRILL STEM TESTING - DATA LISTING

Samuel Gary Jr. & Associates Inc.

Maier 1-26

1515 Wynkoop St. Ste 700
Denver, CO 80202

26/16S/16W-Rush

Job Ticket: 42885

DST#: 4

ATTN: Neil

Test Start: 2011.05.14 @ 19:20:08

Serial # 8520 Outside				Serial # 8520 Outside			
Comments	Time (Min.)	Pressure (psig)	Temp. (deg F)	Comments	Time (Min.)	Pressure (psig)	Temp. (deg F)
	0.0	-1.04	85.3		1.6	-0.87	80.8
	0.1	-0.96	85.2		1.7	-0.89	80.7
	0.1	-0.94	85.0		1.8	-0.88	80.6
	0.2	-0.96	84.8		1.8	-0.90	80.5
	0.2	-0.95	84.6		1.9	-0.91	80.4
	0.3	-0.95	84.4		1.9	-0.92	80.3
	0.3	-0.93	84.1		2.0	-0.93	80.2
	0.3	-0.92	83.9		12.0	-0.97	65.5
	0.4	-0.90	83.7		42.0	819.10	93.9
	0.4	-0.88	83.6		62.5	1504.76	99.6
	0.5	-0.86	83.4		64.0	1564.55	100.1
	0.6	-0.86	83.3		65.5	1690.72	100.7
	0.6	-0.88	83.2		67.0	1659.38	101.3
	0.7	-0.88	83.1		68.5	1691.48	101.9
	0.7	-0.88	83.0		70.0	1757.80	102.6
	0.8	-0.89	82.9		71.5	1732.02	103.0
	0.8	-0.89	82.8		73.0	1715.84	103.2
	0.9	-0.89	82.6		74.5	1701.22	103.4
	0.9	-0.89	82.5		76.0	1755.22	103.5
	0.9	-0.91	82.4		77.5	51.31	103.4
	1.0	-0.89	82.3		79.0	71.84	104.9
	1.1	-0.90	82.2		80.5	77.94	106.0
	1.1	-0.89	82.1		82.0	89.89	107.4
	1.1	-0.89	82.0		83.5	103.80	108.9
	1.2	-0.87	81.9		85.0	116.95	110.3
	1.3	-0.88	81.7		86.5	130.03	111.2
	1.3	-0.88	81.6		88.0	1005.01	112.1
	1.4	-0.89	81.5		89.5	1073.90	112.1
	1.4	-0.89	81.4		91.0	1095.44	112.0
	1.5	-0.89	81.3		92.5	1107.58	111.9
	1.5	-0.89	81.2		94.0	1115.57	111.7
	1.6	-0.88	81.0		95.5	1121.08	111.5
	1.6	-0.87	80.9		97.0	1125.27	111.4

Printing every 3 samples

Serial # 8520 Outside				Serial # 8520 Outside			
Comments	Time (Min.)	Pressure (psig)	Temp. (deg F)	Comments	Time (Min.)	Pressure (psig)	Temp. (deg F)
	98.5	1128.40	111.2		160.0	259.86	114.7
	100.0	1130.88	111.0		161.5	270.89	114.9
	101.5	1133.01	110.9		163.0	281.97	115.1
	103.0	1134.78	110.8		164.5	292.74	115.3
	104.5	1136.43	110.7		166.0	303.79	115.5
	106.0	1137.40	110.6		167.5	314.65	116.0
	107.5	1138.75	110.4		169.0	325.40	116.4
	109.0	1139.54	110.3		170.5	335.86	116.5
	110.5	1140.52	110.3		172.0	345.81	116.6
	112.0	1141.38	110.2		173.5	356.28	116.7
	113.5	1142.03	110.1		175.0	366.79	116.7
	115.0	1142.52	110.0		176.5	377.02	116.8
	116.5	1143.18	110.0		178.0	386.76	116.8
	118.0	1143.77	109.9		179.5	396.69	116.8
	119.5	1144.09	109.8		181.0	406.63	116.9
	121.0	1144.75	109.8		182.5	416.41	116.9
	122.5	1145.10	109.7		184.0	425.68	116.9
	124.0	1145.42	109.7		185.5	435.30	116.9
	125.5	1145.82	109.6		187.0	444.60	116.9
	127.0	1146.13	109.6		188.5	1021.56	117.0
	128.5	1146.45	109.6		190.0	1058.18	116.9
	130.0	1146.78	109.5		191.5	1074.49	116.7
	131.5	1147.10	109.5		193.0	1084.73	116.6
	133.0	1147.37	109.4		194.5	1091.93	116.4
	134.5	1147.56	109.4		196.0	1097.39	116.2
	136.0	1147.85	109.4		197.5	1101.84	116.1
	137.5	1148.14	109.4		199.0	1105.45	115.9
	139.0	1148.29	109.3		200.5	1108.39	115.8
	140.5	1148.88	109.3		202.0	1111.03	115.7
	142.0	1148.63	109.3		203.5	1113.35	115.5
	143.5	1149.04	109.3		205.0	1115.42	115.4
	145.0	1149.12	109.2		206.5	1117.18	115.3
	146.5	1149.22	109.2		208.0	1119.05	115.2
	148.0	171.27	109.1		209.5	1120.51	115.1
	149.5	180.97	109.9		211.0	1121.64	115.0
	151.0	191.35	110.9		212.5	1122.99	114.9
	152.5	202.42	111.9		214.0	1124.12	114.9
	154.0	213.74	112.7		215.5	1125.20	114.8
	155.5	225.47	113.4		217.0	1126.22	114.7
	157.0	237.11	113.9		218.5	1127.03	114.6
	158.5	248.65	114.4		220.0	1127.97	114.5

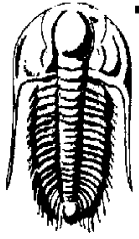
Printing every 3 samples

Serial # 8520 Outside				Serial # 8520 Outside			
Comments	Time (Min.)	Pressure (psig)	Temp. (deg F)	Comments	Time (Min.)	Pressure (psig)	Temp. (deg F)
	221.5	1128.92	114.4		283.0	1143.61	112.8
	223.0	1129.58	114.4		284.5	1143.70	112.7
	224.5	1130.27	114.3		286.0	1143.95	112.7
	226.0	1130.97	114.2		287.5	1144.09	112.7
	227.5	1131.53	114.2		289.0	1144.59	112.7
	229.0	1132.26	114.1		290.5	1144.39	112.6
	230.5	1132.75	114.0		292.0	1144.90	112.6
	232.0	1133.34	114.0		293.5	1145.03	112.6
	233.5	1133.83	114.0		295.0	1145.16	112.6
	235.0	1134.41	113.9		296.5	1144.99	112.6
	236.5	1134.90	113.8		298.0	1145.42	112.6
	238.0	1135.36	113.8		299.5	1145.19	112.5
	239.5	1135.82	113.7		301.0	1145.32	112.5
	241.0	1136.34	113.7		302.5	1145.73	112.5
	242.5	1136.72	113.6		304.0	1145.84	112.5
	244.0	1137.03	113.6		305.5	1145.94	112.5
	245.5	1137.41	113.5		307.0	1146.00	112.4
	247.0	1137.71	113.5		308.5	1146.05	112.4
	248.5	1138.14	113.5		310.0	1146.11	112.4
	250.0	1138.40	113.4		311.5	1146.14	112.4
	251.5	1138.76	113.4		313.0	1705.52	112.6
	253.0	1139.02	113.3		314.5	1669.30	112.7
	254.5	1139.49	113.3		316.0	1685.82	113.1
	256.0	1139.75	113.3		317.5	1779.58	113.2
	257.5	1139.93	113.2		319.0	1705.98	112.7
	259.0	1140.22	113.2		320.5	1668.47	111.8
	260.5	1140.55	113.2		322.0	1615.68	110.4
	262.0	1140.79	113.1		323.5	1514.09	109.7
	263.5	1141.08	113.1		325.0	1507.26	108.6
	265.0	1141.24	113.1		326.5	1397.47	107.0
	266.5	1141.57	113.0		328.0	1369.18	106.1
	268.0	1141.77	113.0		329.5	1322.16	105.2
	269.5	1141.85	113.0		331.0	1247.58	104.5
	271.0	1142.12	113.0		332.5	1326.37	103.7
	272.5	1142.34	112.9		334.0	1252.14	102.8
	274.0	1142.58	112.9		335.5	1213.78	102.0
	275.5	1142.75	112.9		337.0	1166.76	101.1
	277.0	1142.89	112.9		338.5	1047.33	100.3
	278.5	1143.52	112.8		340.0	1030.93	99.6
	280.0	1143.68	112.8		341.5	933.88	99.1
	281.5	1143.42	112.8		343.0	940.16	98.6

Printing every 3 samples

Serial # 8520 Outside				Serial # 8520 Outside			
Comments	Time (Min.)	Pressure (psig)	Temp. (deg F)	Comments	Time (Min.)	Pressure (psig)	Temp. (deg F)
	344.5	971.06	98.2		406.0	-0.67	83.7
	346.0	968.23	97.8		407.5	-0.67	83.5
	347.5	920.68	97.4		409.0	-0.69	83.4
	349.0	830.44	97.1		410.5	-0.70	83.2
	350.5	788.04	96.6		412.0	-0.72	83.1
	352.0	701.24	96.2		413.5	-0.72	83.1
	353.5	646.88	95.9		415.0	-0.73	83.0
	355.0	625.85	95.6		416.5	-0.72	82.9
	356.5	659.22	95.1		418.0	-0.72	82.8
	358.0	617.03	94.5		419.5	-0.70	82.8
	359.5	575.04	94.0		421.0	-0.69	82.7
	361.0	491.52	93.5		422.5	-0.69	82.6
	362.5	439.32	93.1		424.0	-0.69	82.6
	364.0	395.54	92.2		425.5	-0.69	82.5
	365.5	467.30	91.4		427.0	-0.65	82.4
	367.0	447.06	90.8		428.5	-0.63	82.3
	368.5	443.13	90.3		430.0	-0.61	82.3
	370.0	436.91	89.9		431.5	-0.55	82.2
	371.5	436.62	89.6		433.0	1.33	82.1
	373.0	403.26	89.4		434.5	1.60	81.1
	374.5	401.41	89.1		436.0	9.77	79.9
	376.0	358.59	88.9		437.5	9.56	78.7
	377.5	356.01	88.5		439.0	9.37	78.6
	379.0	313.11	88.1		440.5	8.51	78.5
	380.5	310.73	87.7		442.0	5.48	78.6
	382.0	267.99	87.4		443.5	2.27	78.7
	383.5	265.66	87.0		445.0	-0.82	78.7
	385.0	222.36	86.7		446.5	-0.50	71.2
	386.5	220.47	86.4		448.0	-0.52	56.6
	388.0	176.99	86.1		449.5	-1.02	53.8
	389.5	176.14	85.8		451.0	-1.04	51.9
	391.0	131.92	85.5		452.5	-1.04	50.5
	392.5	131.07	85.2		454.0	-1.03	49.5
	394.0	86.22	85.0		455.5	-1.04	48.7
	395.5	72.71	84.7		457.0	-1.04	47.5
	397.0	41.38	84.4		458.5	-1.06	46.0
	398.5	-0.59	84.2		460.0	-1.06	44.9
	400.0	-0.46	84.2		461.5	-1.10	44.1
	401.5	-0.70	84.0		463.0	-1.07	43.4
	403.0	-0.69	83.9		464.5	-1.00	44.4
	404.5	-0.69	83.8		465.0	-1.07	44.9

Printing every 3 samples



**TRILOBITE
TESTING, INC.**

DRILL STEM TESTING - DATA LISTING

Samuel Gary Jr. & Associates Inc.

Maier 1-26

1515 Wynkoop St. Ste 700
Denver, CO 80202

26/16S/16W-Rush

Job Ticket: 42885

DST#: 4

ATTN: Neil

Test Start: 2011.05.14 @ 19:20:08

Serial # 8653 Fluid				Serial # 8653 Fluid			
Comments	Time (Min.)	Pressure (psig)	Temp. (deg F)	Comments	Time (Min.)	Pressure (psig)	Temp. (deg F)
	0.0	-1.53	84.1		1.6	-1.27	74.5
	0.1	-0.79	82.5		1.7	-1.27	74.2
	0.1	-0.71	82.2		1.8	-1.22	74.0
	0.2	-0.70	81.9		1.8	-1.19	73.8
	0.2	-0.69	81.6		1.9	-1.16	73.6
	0.3	-0.69	81.3		1.9	-1.12	73.4
	0.3	-0.69	81.0		2.0	-1.14	73.2
	0.3	-0.71	80.7		12.0	-1.27	68.1
	0.4	-0.72	80.5		42.0	1.67	94.4
	0.4	-0.74	80.2		62.5	28.69	103.0
	0.5	-0.78	79.9		64.0	44.43	103.7
	0.6	-0.81	79.6		65.5	59.59	104.2
	0.6	-0.86	79.3		67.0	74.69	104.7
	0.7	-0.91	79.1		68.5	88.72	105.4
	0.7	-0.95	78.8		70.0	102.69	106.1
	0.8	-0.97	78.5		71.5	108.63	106.7
	0.8	-0.98	78.3		73.0	108.55	107.0
	0.9	-1.00	78.1		74.5	108.62	107.2
	0.9	-1.02	77.9		76.0	108.69	107.2
	0.9	-1.03	77.6		77.5	108.77	107.3
	1.0	-1.04	77.4		79.0	108.80	107.2
	1.1	-1.04	77.2		80.5	108.83	107.2
	1.1	-1.04	77.0		82.0	108.85	107.2
	1.1	-1.04	76.8		83.5	108.86	107.1
	1.2	-1.06	76.5		85.0	108.85	107.1
	1.3	-1.08	76.3		86.5	108.84	107.1
	1.3	-1.11	76.1		88.0	108.84	107.0
	1.4	-1.13	75.8		89.5	108.84	107.0
	1.4	-1.17	75.6		91.0	108.86	106.9
	1.5	-1.19	75.4		92.5	108.89	106.9
	1.5	-1.22	75.2		94.0	108.91	106.8
	1.6	-1.25	74.9		95.5	108.93	106.8
	1.6	-1.28	74.7		97.0	108.96	106.8

Printing every 3 samples

Serial # 8653				Serial # 8653			
Comments	Time (Min.)	Pressure (psig)	Temp. (deg F)	Comments	Time (Min.)	Pressure (psig)	Temp. (deg F)
	98.5	108.97	106.7		160.0	345.88	112.6
	100.0	109.01	106.7		161.5	356.37	112.7
	101.5	109.04	106.7		163.0	366.33	112.9
	103.0	109.05	106.7		164.5	376.66	112.9
	104.5	109.05	106.6		166.0	386.78	113.0
	106.0	109.05	106.6		167.5	396.61	113.1
	107.5	109.03	106.6		169.0	406.51	113.2
	109.0	109.02	106.6		170.5	416.17	113.3
	110.5	109.02	106.5		172.0	417.74	113.3
	112.0	108.95	106.5		173.5	417.63	113.2
	113.5	108.92	106.5		175.0	417.64	113.1
	115.0	108.90	106.5		176.5	417.70	113.0
	116.5	108.87	106.5		178.0	417.72	112.9
	118.0	108.87	106.5		179.5	417.73	112.8
	119.5	108.87	106.5		181.0	417.75	112.7
	121.0	108.91	106.4		182.5	417.76	112.7
	122.5	108.93	106.4		184.0	417.76	112.6
	124.0	108.94	106.4		185.5	417.78	112.5
	125.5	108.96	106.4		187.0	417.77	112.5
	127.0	109.00	106.4		188.5	417.74	112.5
	128.5	108.96	106.4		190.0	417.71	112.4
	130.0	108.96	106.4		191.5	417.70	112.4
	131.5	119.76	106.5		193.0	417.68	112.3
	133.0	134.44	106.9		194.5	417.68	112.3
	134.5	147.94	107.5		196.0	417.67	112.2
	136.0	160.92	108.1		197.5	417.66	112.2
	137.5	173.85	108.7		199.0	417.65	112.1
	139.0	186.12	109.2		200.5	417.64	112.1
	140.5	198.75	109.7		202.0	417.62	112.0
	142.0	211.08	110.2		203.5	417.61	112.0
	143.5	223.02	110.5		205.0	417.60	111.9
	145.0	234.92	110.9		206.5	417.57	111.9
	146.5	246.60	111.1		208.0	417.57	111.8
	148.0	258.14	111.4		209.5	417.59	111.8
	149.5	269.39	111.6		211.0	417.59	111.8
	151.0	280.86	111.8		212.5	417.58	111.7
	152.5	292.07	112.0		214.0	417.59	111.7
	154.0	302.86	112.2		215.5	417.57	111.6
	155.5	313.65	112.3		217.0	417.54	111.6
	157.0	324.38	112.4		218.5	417.52	111.6
	158.5	335.18	112.5		220.0	417.51	111.5

Printing every 3 samples

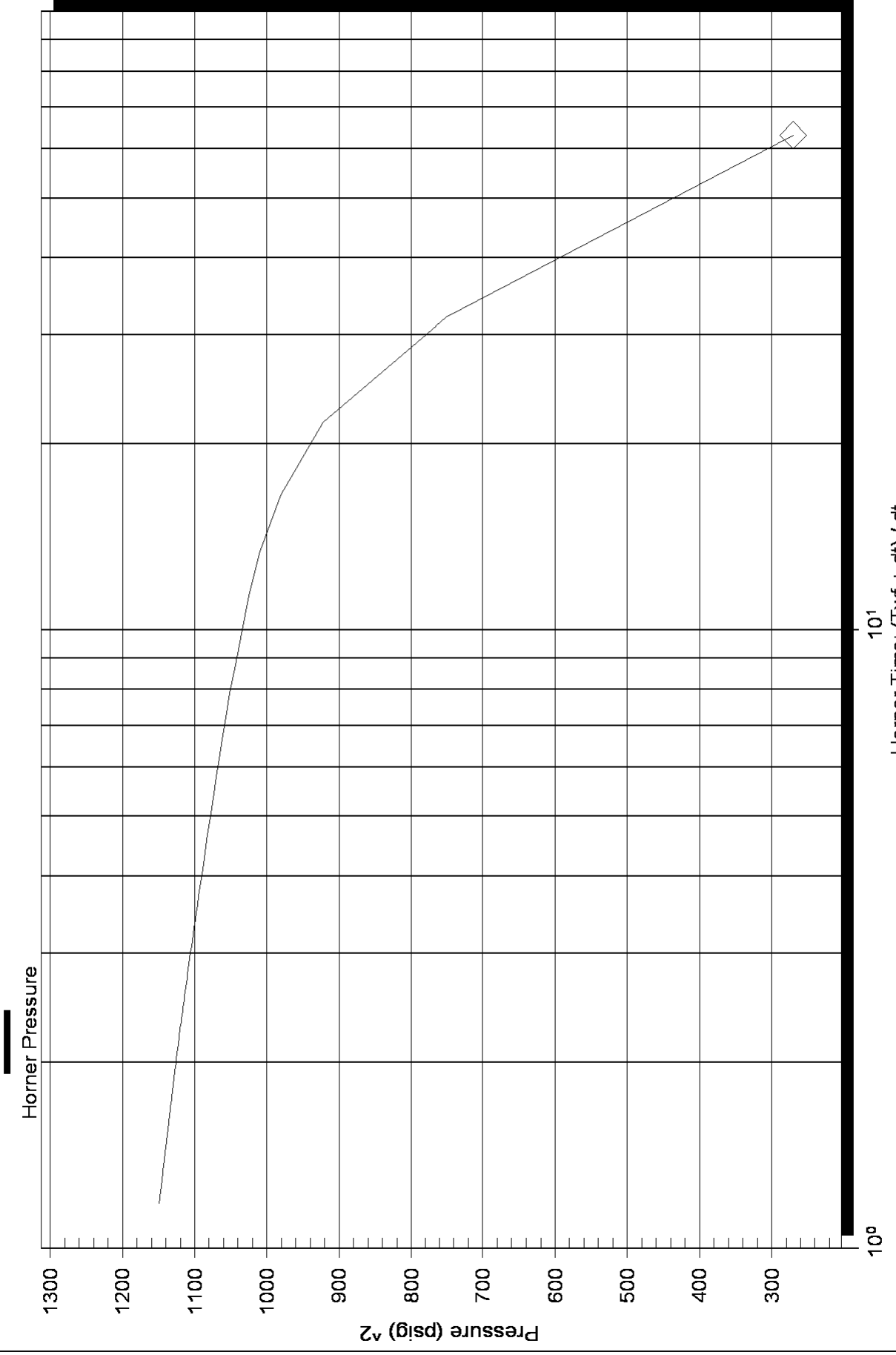
Serial # 8653				Serial # 8653			
Comments	Time (Min.)	Pressure (psig)	Temp. (deg F)	Comments	Time (Min.)	Pressure (psig)	Temp. (deg F)
	221.5	417.49	111.5		283.0	417.30	110.5
	223.0	417.49	111.5		284.5	417.30	110.5
	224.5	417.48	111.4		286.0	417.29	110.5
	226.0	417.47	111.4		287.5	417.27	110.5
	227.5	417.48	111.4		289.0	417.26	110.5
	229.0	417.47	111.3		290.5	417.25	110.5
	230.5	417.46	111.3		292.0	417.25	110.5
	232.0	417.47	111.3		293.5	417.28	110.4
	233.5	417.46	111.2		295.0	345.89	110.4
	235.0	417.47	111.2		296.5	417.58	110.4
	236.5	417.46	111.2		298.0	417.50	110.4
	238.0	417.47	111.2		299.5	417.42	110.4
	239.5	417.47	111.1		301.0	423.99	110.4
	241.0	417.46	111.1		302.5	417.53	110.4
	242.5	417.45	111.1		304.0	406.48	110.2
	244.0	417.45	111.0		305.5	417.52	109.8
	245.5	417.45	111.0		307.0	419.07	109.3
	247.0	417.45	111.0		308.5	393.71	108.5
	248.5	417.45	111.0		310.0	415.82	107.7
	250.0	417.44	110.9		311.5	400.39	106.8
	251.5	417.43	110.9		313.0	417.29	105.9
	253.0	417.42	110.9		314.5	407.50	105.0
	254.5	417.42	110.9		316.0	441.27	104.1
	256.0	417.42	110.9		317.5	415.99	103.2
	257.5	417.43	110.8		319.0	449.18	102.3
	259.0	417.43	110.8		320.5	417.68	101.5
	260.5	417.43	110.8		322.0	405.97	100.6
	262.0	417.43	110.8		323.5	416.82	99.9
	263.5	417.41	110.8		325.0	415.54	99.2
	265.0	417.40	110.7		326.5	405.89	98.6
	266.5	417.39	110.7		328.0	416.53	98.0
	268.0	417.37	110.7		329.5	415.93	97.5
	269.5	417.37	110.7		331.0	414.74	97.1
	271.0	417.36	110.7		332.5	415.45	96.6
	272.5	417.34	110.6		334.0	412.25	96.2
	274.0	417.33	110.6		335.5	415.56	95.7
	275.5	417.33	110.6		337.0	414.85	95.2
	277.0	417.31	110.6		338.5	391.36	94.7
	278.5	417.31	110.6		340.0	414.88	94.0
	280.0	417.32	110.6		341.5	412.73	93.3
	281.5	417.31	110.6		343.0	424.87	92.5

Printing every 3 samples

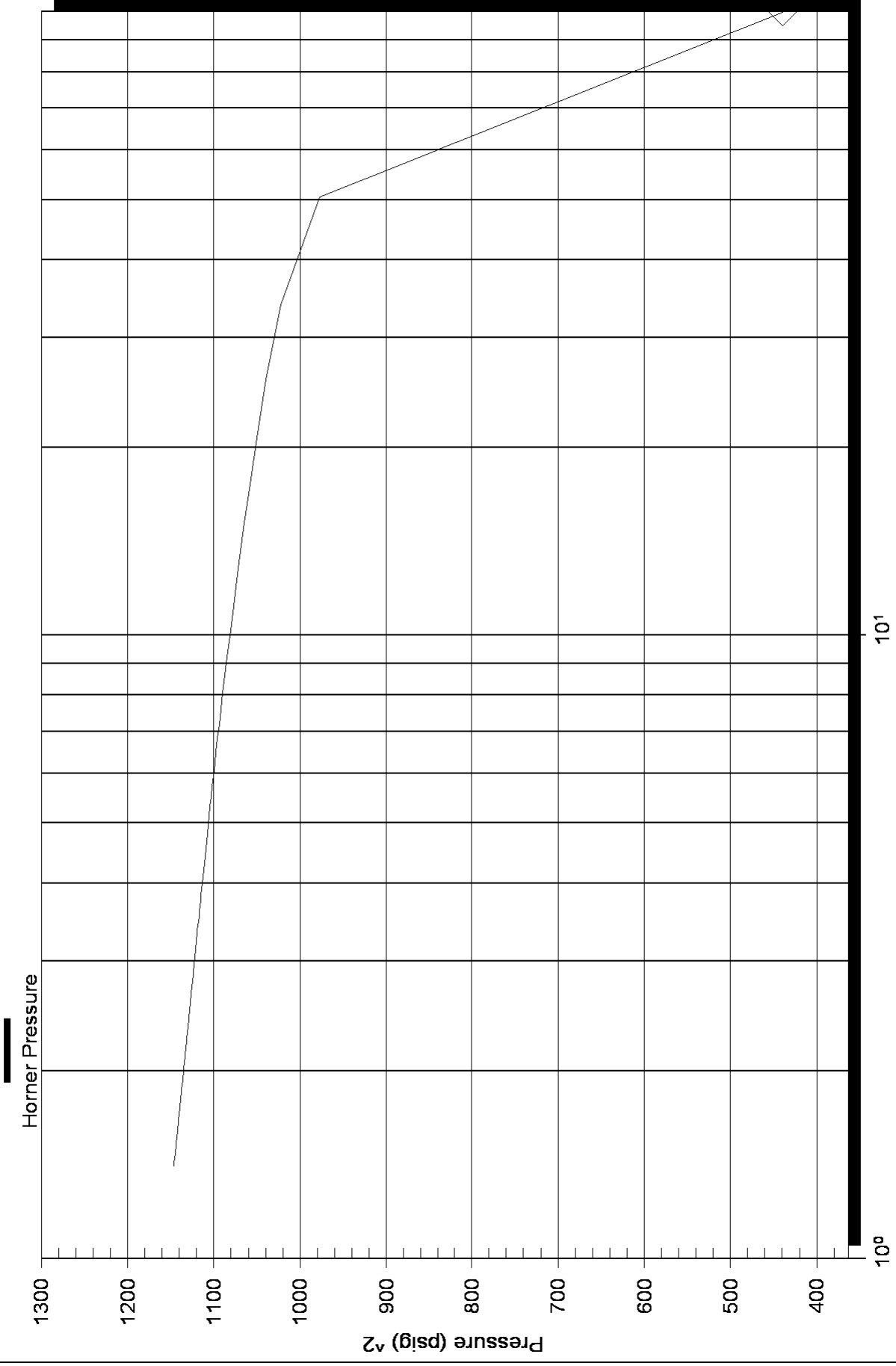
Serial # 8653				Serial # 8653			
Comments	Time (Min.)	Pressure (psig)	Temp. (deg F)	Comments	Time (Min.)	Pressure (psig)	Temp. (deg F)
	344.5	414.17	91.7		406.0	-0.44	51.6
	346.0	409.31	90.6		407.5	-0.45	50.3
	347.5	406.67	89.7		409.0	-0.46	49.5
	349.0	419.25	89.2		410.5	-0.47	48.8
	350.5	412.71	88.5		412.0	-0.43	48.4
	352.0	395.50	88.1		413.5	-0.40	48.0
	353.5	395.73	87.8		415.0	-0.37	47.8
	355.0	395.79	87.7		416.5	-0.33	47.6
	356.5	369.04	87.3		418.0	-0.29	47.4
	358.0	368.32	86.9		419.5	-0.27	47.3
	359.5	349.01	86.5		421.0	-0.25	47.2
	361.0	346.49	86.3		422.5	-0.24	47.2
	362.5	316.69	85.9		424.0	-0.24	47.1
	364.0	310.96	85.7		425.5	-0.23	47.1
	365.5	283.61	85.3		427.0	-0.22	47.0
	367.0	294.81	85.2		428.5	-0.24	47.0
	368.5	257.18	84.8		430.0	-0.25	46.9
	370.0	257.17	84.7		431.5	-0.28	46.8
	371.5	225.64	84.4		433.0	-0.31	46.7
	373.0	225.21	84.2		434.5	-0.37	46.6
	374.5	196.54	83.9		436.0	-0.41	46.5
	376.0	209.74	83.8		437.5	-0.44	46.4
	377.5	171.85	83.5		439.0	-0.49	46.3
	379.0	156.15	83.3		440.5	-0.54	45.2
	380.5	157.56	83.0		442.0	-0.52	44.4
	382.0	124.24	82.9		443.5	-0.46	43.7
	383.5	123.45	82.8		445.0	-0.62	43.2
	385.0	88.18	82.7		446.5	-0.65	42.6
	386.5	87.50	82.7		447.5	-1.55	45.0
	388.0	96.05	82.7				
	389.5	60.57	82.6				
	391.0	61.98	82.6				
	392.5	59.31	82.5				
	394.0	32.79	82.5				
	395.5	33.56	82.4				
	397.0	1.63	82.1				
	398.5	0.56	58.7				
	400.0	0.58	50.5				
	401.5	-0.18	48.8				
	403.0	-0.44	48.1				
	404.5	-0.48	47.8				

Printing every 3 samples

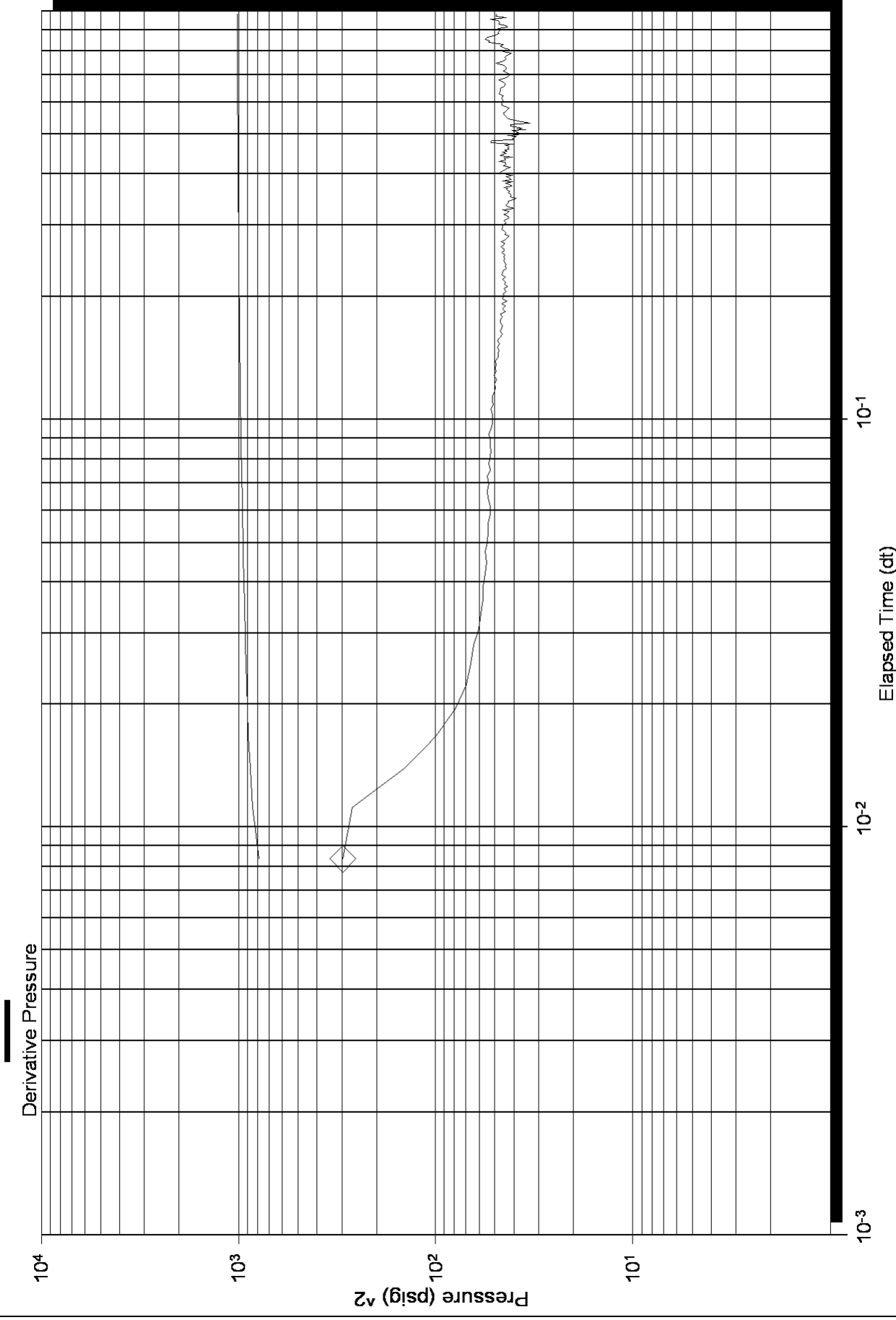
Homer Plot



Homer Plot



Log-Log and Pseudo-Derivative



Log-Log and Pseudo-Derivative

