



DRILL STEM TEST REPORT

Prepared For: **Sam Gary**

1515 Wynkoop St. Ste 700
Denver, CO
80202

ATTN: Neal Sharp

31-15-15/Russell

Miller et al 1-31

Start Date: 2011.03.27 @ 13:50:56

End Date: 2011.03.27 @ 20:30:26

Job Ticket #: 41856 DST #: 3

Trilobite Testing, Inc
PO Box 362 Hays, KS 67601
ph: 785-625-4778 fax: 785-625-5620



TRILOBITE TESTING, INC

DRILL STEM TEST REPORT

Sam Gary
 1515 Wynkoop St. Ste 700
 Denver, CO
 80202
 ATTN: Neal Sharp

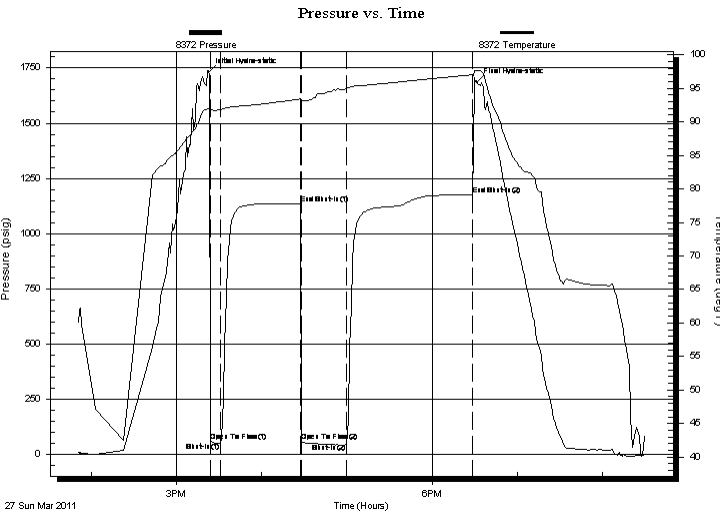
Miller et al 1-31
31-15-15/Russell
 Job Ticket: 41856 **DST#: 3**
 Test Start: 2011.03.27 @ 13:50:56

GENERAL INFORMATION:

Formation: **Arbuckle**
 Deviated: No Whipstock: ft (KB)
 Test Type: Conventional Bottom Hole
 Time Tool Opened: 15:23:56 Tester: Brian Fairbank
 Time Test Ended: 20:30:26 Unit No: 41
 Interval: **3477.00 ft (KB) To 3486.00 ft (KB) (TVD)** Reference Elevations: 1914.00 ft (KB)
 Total Depth: 3486.00 ft (KB) (TVD) 1904.00 ft (CF)
 Hole Diameter: 7.88 inches Hole Condition: KB to GR/CF: 10.00 ft

Serial #: 8372 Inside
 Press @ Run Depth: 48.56 psig @ 3478.00 ft (KB) Capacity: 8000.00 psig
 Start Date: 2011.03.27 End Date: 2011.03.27 Last Calib.: 2011.03.27
 Start Time: 13:50:57 End Time: 20:30:26 Time On Btm: 2011.03.27 @ 15:22:26
 Time Off Btm: 2011.03.27 @ 18:31:26

TEST COMMENT: IFP - 5 - weak blow throughout - sur
 ISI - 60 - no blow back
 FFP - 30 - no blow
 FSI - 90 - no blow back



PRESSURE SUMMARY

Time (Min.)	Pressure (psig)	Temp (deg F)	Annotation
0	1729.60	91.99	Initial Hydro-static
2	60.21	91.62	Open To Flow (1)
9	56.03	91.81	Shut-In(1)
65	1133.06	93.41	End Shut-In(1)
66	57.64	93.09	Open To Flow (2)
97	48.56	95.04	Shut-In(2)
186	1177.39	97.01	End Shut-In(2)
189	1685.75	97.64	Final Hydro-static

Recovery

Length (ft)	Description	Volume (bbl)
5.00	MUD 100%	0.07
2.00	VSOCM 2%O, 97%M	0.03

Gas Rates

	Choke (inches)	Pressure (psig)	Gas Rate (Mcf/d)



**TRILOBITE
TESTING, INC**

DRILL STEM TEST REPORT

Sam Gary
1515 Wynkoop St. Ste 700
Denver, CO
80202
ATTN: Neal Sharp

Miller et al 1-31
31-15-15/Russell
Job Ticket: 41856 **DST#: 3**
Test Start: 2011.03.27 @ 13:50:56

GENERAL INFORMATION:

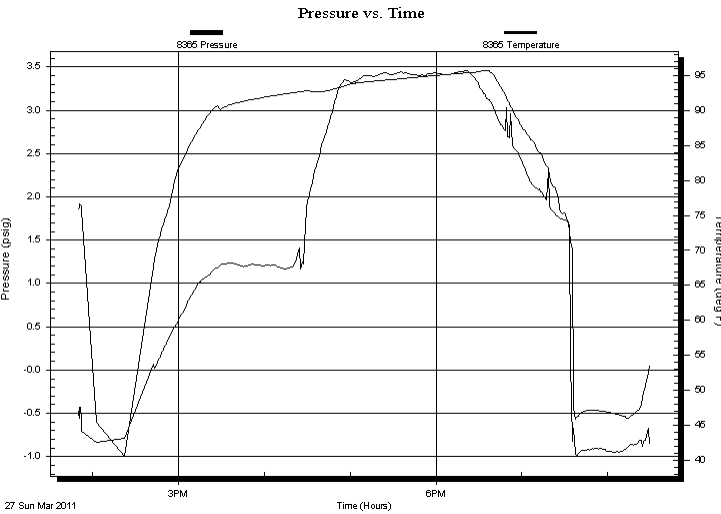
Formation: **Arbuckle**
Deviated: No Whipstock: ft (KB)
Time Tool Opened: 15:23:56
Time Test Ended: 20:30:26
Interval: 3477.00 ft (KB) To 3486.00 ft (KB) (TVD)
Total Depth: 3486.00 ft (KB) (TVD)
Hole Diameter: 7.88 inches Hole Condition:

Test Type: Conventional Bottom Hole
Tester: Brian Fairbank
Unit No: 41
Reference Elevations: 1914.00 ft (KB)
1904.00 ft (CF)
KB to GR/CF: 10.00 ft

Serial #: 8365 Outside

Press @ Run Depth: psig @ 3478.00 ft (KB) Capacity: 8000.00 psig
Start Date: 2011.03.27 End Date: 2011.03.27 Last Calib.: 2011.03.27
Start Time: 13:50:22 End Time: 20:29:51 Time On Btm:
Time Off Btm:

TEST COMMENT: IFP - 5 - weak blow throughout - sur
ISI - 60 - no blow back
FFP - 30 - no blow
FSI - 90 - no blow back



PRESSURE SUMMARY

Time (Min.)	Pressure (psig)	Temp (deg F)	Annotation

Recovery

Length (ft)	Description	Volume (bbl)
5.00	MUD 100%	0.07
2.00	V SOCM 2%O, 97%M	0.03

Gas Rates

	Choke (inches)	Pressure (psig)	Gas Rate (Mcf/d)



**TRILOBITE
TESTING, INC**

DRILL STEM TEST REPORT

TOOL DIAGRAM

Sam Gary
1515 Wynkoop St. Ste 700
Denver, CO
80202
ATTN: Neal Sharp

Miller et al 1-31
31-15-15/Russell
Job Ticket: 41856 **DST#: 3**
Test Start: 2011.03.27 @ 13:50:56

Tool Information

Drill Pipe:	Length: 3471.00 ft	Diameter: 3.80 inches	Volume: 48.69 bbl	Tool Weight:	2500.00 lb
Heavy Wt. Pipe:	Length: 0.00 ft	Diameter: 0.00 inches	Volume: 0.00 bbl	Weight set on Packer:	25000.00 lb
Drill Collar:	Length: 0.00 ft	Diameter: 0.00 inches	Volume: 0.00 bbl	Weight to Pull Loose:	52000.00 lb
			<u>Total Volume: 48.69 bbl</u>	Tool Chased	0.00 ft
Drill Pipe Above KB:	28.00 ft			String Weight: Initial	48000.00 lb
Depth to Top Packer:	3477.00 ft			Final	48000.00 lb
Depth to Bottom Packer:	ft				
Interval between Packers:	9.00 ft				
Tool Length:	43.00 ft				
Number of Packers:	2	Diameter: 6.75 inches			

Tool Comments:

Tool Description	Length (ft)	Serial No.	Position	Depth (ft)	Accum. Lengths
-------------------------	--------------------	-------------------	-----------------	-------------------	-----------------------

Recorder	0.00	8647	Fluid	3443.00	
Pup joint	5.00			3448.00	
Shut In Tool	5.00			3453.00	
Sampler	2.00			3455.00	
Hydraulic tool	5.00			3460.00	
Jars	5.00			3465.00	
Safety Joint	2.00			3467.00	
Packer	5.00			3472.00	34.00 Bottom Of Top Packer
Packer	5.00			3477.00	
Stubb	1.00			3478.00	
Recorder	0.00	8372	Inside	3478.00	
Recorder	0.00	8365	Outside	3478.00	
Perforations	5.00			3483.00	
Bullnose	3.00			3486.00	9.00 Bottom Packers & Anchor

Total Tool Length: 43.00



**TRILOBITE
TESTING, INC**

DRILL STEM TEST REPORT

FLUID SUMMARY

Sam Gary
1515 Wynkoop St. Ste 700
Denver, CO
80202
ATTN: Neal Sharp

Miller et al 1-31
31-15-15/Russell
Job Ticket: 41856 **DST#: 3**
Test Start: 2011.03.27 @ 13:50:56

Mud and Cushion Information

Mud Type: Gel Chem	Cushion Type:	Oil API:	deg API
Mud Weight: 9.00 lb/gal	Cushion Length: ft	Water Salinity:	ppm
Viscosity: 69.00 sec/qt	Cushion Volume: bbl		
Water Loss: 7.98 in ³	Gas Cushion Type:		
Resistivity: ohm.m	Gas Cushion Pressure: psig		
Salinity: 2300.00 ppm			
Filter Cake: inches			

Recovery Information

Recovery Table

Length ft	Description	Volume bbl
5.00	MUD 100%	0.070
2.00	VSOCM 2%O, 97%M	0.028

Total Length: 7.00 ft Total Volume: 0.098 bbl
Num Fluid Samples: 0 Num Gas Bombs: 0 Serial #:
Laboratory Name: Laboratory Location:
Recovery Comments:



TRILOBITE
TESTING, INC.

DRILL STEM TEST REPORT

GAS RATES

Sam Gary
1515 Wynkoop St. Ste 700
Denver, CO
80202
ATTN: Neal Sharp

Miller et al 1-31
31-15-15/Russell
Job Ticket: 41856 **DST#: 3**
Test Start: 2011.03.27 @ 13:50:56

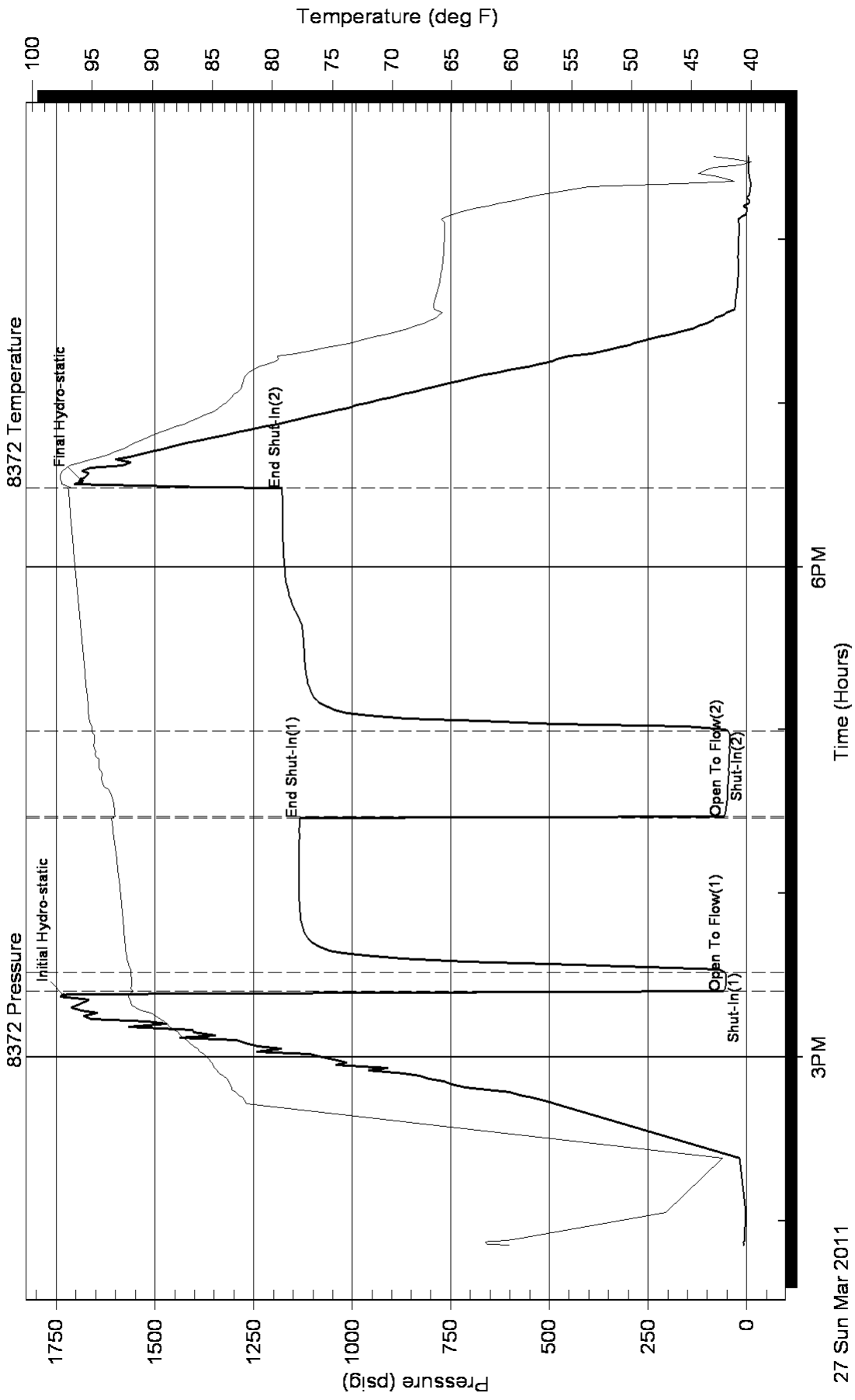
Gas Rates Information

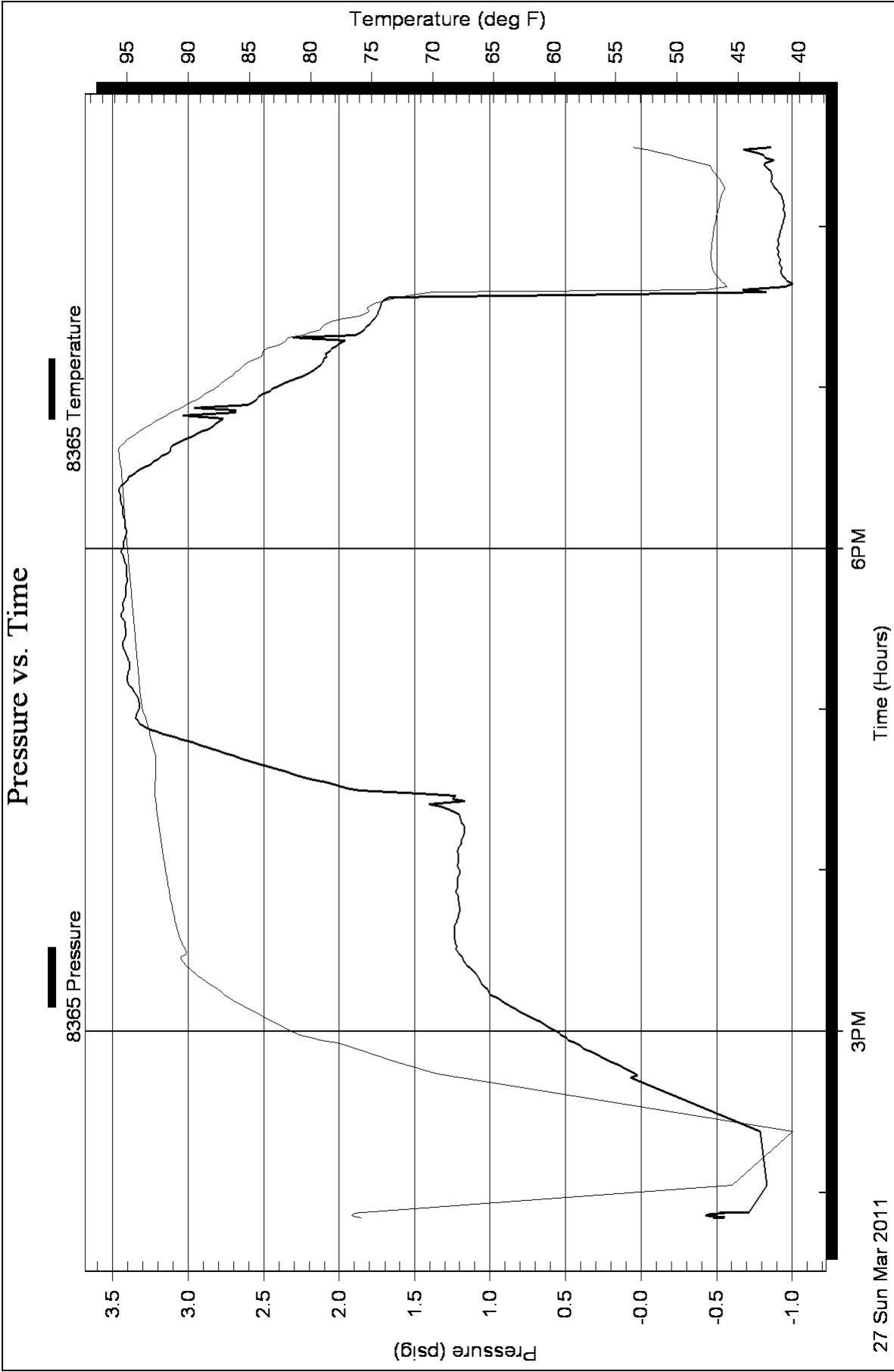
Temperature: 59 deg C
Relative Density: 0.65
Z Factor: 0.8

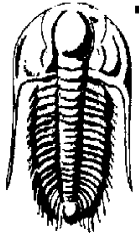
Gas Rates Table

Flow Period	Elapsed Time	Choke (mm)	Pressure (kPaa)	Gas Rate (m ³ /d)
		0.00	0.00	0.00

Pressure vs. Time







**TRILOBITE
TESTING, INC.**

DRILL STEM TESTING - DATA LISTING

Sam Gary
1515 Wynkoop St. Ste 700
Denver, CO
80202
ATTN: Neal Sharp

Miller et al 1-31
31-15-15/Russell
Job Ticket: 41856 **DST#: 3**
Test Start: 2011.03.27 @ 13:50:56

Serial # 8372 Inside				Serial # 8372 Inside			
Comments	Time (Min.)	Pressure (psig)	Temp. (deg F)	Comments	Time (Min.)	Pressure (psig)	Temp. (deg F)
	0.0	8.44	60.2		1.6	6.40	61.1
	0.1	7.71	60.4		1.7	5.92	60.9
	0.1	7.81	60.6		1.8	5.76	60.7
	0.2	7.84	60.8		1.8	5.66	60.5
	0.2	7.82	60.9		1.9	5.59	60.3
	0.3	7.85	61.0		1.9	5.49	60.1
	0.3	7.80	61.3		2.0	5.44	60.0
	0.3	7.28	61.5		12.0	2.34	47.1
	0.4	7.56	61.7		42.0	142.04	75.9
	0.4	7.70	61.9		53.0	511.42	82.3
	0.5	7.77	62.0		54.5	577.13	82.6
	0.6	7.82	62.0		56.0	599.11	83.1
	0.6	7.89	62.1		57.5	663.51	83.4
	0.7	7.93	62.1		59.0	747.15	83.5
	0.7	7.95	62.2		60.5	813.50	83.7
	0.8	7.96	62.2		62.0	828.15	84.1
	0.8	7.97	62.2		63.5	896.95	84.5
	0.9	7.97	62.2		65.0	910.36	84.8
	0.9	7.98	62.2		66.5	986.53	85.0
	0.9	7.99	62.2		68.0	1048.94	85.3
	1.0	7.99	62.2		69.5	1091.09	85.5
	1.1	7.99	62.2		71.0	1243.53	86.0
	1.1	7.98	62.2		72.5	1199.03	86.4
	1.1	7.93	62.2		74.0	1271.09	86.9
	1.2	7.84	62.2		75.5	1328.22	87.3
	1.3	8.03	62.2		77.0	1347.30	87.6
	1.3	7.94	62.1		78.5	1430.03	88.0
	1.4	7.79	62.1		80.0	1567.87	88.6
	1.4	7.62	62.0		81.5	1522.16	88.8
	1.5	7.36	61.8		83.0	1661.28	89.4
	1.5	7.07	61.6		84.5	1623.96	90.0
	1.6	6.96	61.4		86.0	1685.78	90.9
	1.6	6.67	61.3		87.5	1706.67	91.6

Printing every 3 samples

Serial # 8372 Inside				Serial # 8372 Inside			
Comments	Time (Min.)	Pressure (psig)	Temp. (deg F)	Comments	Time (Min.)	Pressure (psig)	Temp. (deg F)
Initial Hydro-static	89.0	1679.24	91.8		137.5	1134.91	92.9
	90.5	1755.23	91.9		139.0	1134.47	92.9
	91.0	1739.26	92.0		140.5	1134.67	93.0
	91.5	1729.60	92.0		142.0	1134.25	93.0
Open To Flow (1)	92.0	1724.08	92.0		143.5	1134.56	93.0
	92.5	1724.18	92.0		145.0	1134.08	93.1
	93.0	60.21	91.6		146.5	1133.98	93.1
	93.5	57.83	91.8		148.0	1133.87	93.2
	94.0	56.17	91.8		149.5	1133.71	93.2
	94.5	55.10	91.7		151.0	1134.22	93.3
	96.0	52.61	91.7		152.5	1133.84	93.3
	97.5	52.48	91.7		154.0	1133.23	93.3
	99.0	52.50	91.8		155.5	1133.16	93.4
	99.5	53.93	91.8		156.0	1133.17	93.4
Shut-In(1)	100.0	56.03	91.8	End Shut-In(1)	156.5	1133.06	93.4
	100.5	59.89	91.8	Open To Flow (2)	157.0	57.64	93.1
	101.0	69.41	91.8		157.5	55.88	93.2
	101.5	113.70	91.9		158.0	54.98	93.1
	103.0	500.09	92.0		159.5	52.78	93.1
	104.5	805.13	92.1		161.0	51.12	93.2
	106.0	967.46	92.2		162.5	49.90	93.3
	107.5	1041.49	92.2		164.0	48.75	93.3
	109.0	1078.44	92.2		165.5	48.81	93.5
	110.5	1097.99	92.3		167.0	48.78	93.6
	112.0	1110.29	92.3		168.5	48.75	94.1
	113.5	1117.79	92.3		170.0	46.52	94.2
	115.0	1122.73	92.4		171.5	45.30	94.2
	116.5	1125.75	92.4		173.0	44.91	94.2
	118.0	1127.95	92.4		174.5	46.33	94.4
	119.5	1130.33	92.5		176.0	44.05	94.5
	121.0	1131.34	92.5		177.5	43.72	94.5
	122.5	1132.30	92.5		179.0	46.16	94.7
	124.0	1133.47	92.5		180.5	42.47	94.7
	125.5	1133.70	92.6		182.0	44.34	94.8
	127.0	1134.51	92.6		183.5	42.22	94.9
	128.5	1135.04	92.7		185.0	41.45	94.8
	130.0	1134.93	92.7		186.5	41.40	94.9
	131.5	1134.87	92.7		187.5	44.19	95.0
	133.0	1134.77	92.8		188.0	46.42	95.0
	134.5	1134.71	92.8	Shut-In(2)	188.5	48.56	95.0
	136.0	1134.60	92.8		189.0	54.02	95.0

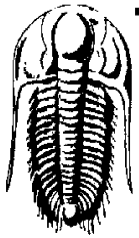
Printing every 3 samples

Serial # 8372 Inside				Serial # 8372 Inside			
Comments	Time (Min.)	Pressure (psig)	Temp. (deg F)	Comments	Time (Min.)	Pressure (psig)	Temp. (deg F)
	189.5	76.72	95.0		250.0	1172.02	96.5
	190.0	153.29	95.1		251.5	1172.88	96.5
	191.5	549.71	95.2		253.0	1173.27	96.5
	193.0	862.35	95.3		254.5	1173.68	96.6
	194.5	990.94	95.3		256.0	1174.32	96.6
	196.0	1043.80	95.4		257.5	1174.63	96.6
	197.5	1069.33	95.4		259.0	1174.96	96.7
	199.0	1084.48	95.4		260.5	1175.35	96.7
	200.5	1094.21	95.4		262.0	1175.51	96.7
	202.0	1101.01	95.5		263.5	1175.66	96.7
	203.5	1106.50	95.5		265.0	1176.45	96.8
	205.0	1109.77	95.5		266.5	1176.60	96.8
	206.5	1112.71	95.6		268.0	1176.40	96.8
	208.0	1114.74	95.6		269.5	1176.52	96.9
	209.5	1116.95	95.6		271.0	1177.01	96.9
	211.0	1117.93	95.6		272.5	1176.64	96.9
	212.5	1118.95	95.7		274.0	1176.80	96.9
	214.0	1119.80	95.7		275.5	1177.23	97.0
	215.5	1120.00	95.7		276.5	1177.21	97.0
	217.0	1120.66	95.8		277.0	1177.31	97.0
	218.5	1121.62	95.8	End Shut-In(2)	277.5	1177.39	97.0
	220.0	1122.36	95.8		278.0	1371.09	96.8
	221.5	1123.17	95.9		278.5	1717.45	97.5
	223.0	1124.04	95.9		279.0	1704.66	97.6
	224.5	1124.15	95.9		279.5	1684.78	97.6
	226.0	1125.87	96.0		280.0	1687.25	97.6
	227.5	1127.90	96.0	Final Hydro-static	280.5	1685.75	97.6
	229.0	1132.01	96.0		281.0	1682.59	97.7
	230.5	1136.88	96.1		281.5	1679.09	97.7
	232.0	1141.94	96.1		282.0	1675.38	97.7
	233.5	1147.21	96.1		283.5	1625.08	97.6
	235.0	1151.82	96.2		285.0	1663.79	97.2
	236.5	1155.84	96.2		286.5	1617.94	96.3
	238.0	1159.33	96.2		288.0	1599.40	95.1
	239.5	1162.02	96.3		289.5	1497.69	94.0
	241.0	1164.40	96.3		291.0	1510.71	93.1
	242.5	1166.75	96.3		292.5	1421.79	92.2
	244.0	1167.72	96.4		294.0	1420.63	91.5
	245.5	1169.12	96.4		295.5	1326.01	90.7
	247.0	1170.50	96.4		297.0	1323.11	90.0
	248.5	1171.15	96.4		298.5	1232.69	89.1

Printing every 3 samples

Serial # 8372 Inside				Serial # 8372 Inside			
Comments	Time (Min.)	Pressure (psig)	Temp. (deg F)	Comments	Time (Min.)	Pressure (psig)	Temp. (deg F)
	300.0	1225.50	88.1		361.5	23.71	65.7
	301.5	1146.70	87.2		363.0	22.45	65.7
	303.0	1133.69	86.3		364.5	20.84	65.7
	304.5	1092.90	85.6		366.0	20.26	65.6
	306.0	1042.25	84.8		367.5	21.70	65.6
	307.5	1004.77	84.3		369.0	19.92	65.6
	309.0	958.87	83.9		370.5	19.03	65.6
	310.5	924.57	83.5		372.0	18.25	65.6
	312.0	872.19	83.2		373.5	17.58	65.6
	313.5	829.01	82.7		375.0	19.63	65.6
	315.0	785.17	82.5		376.5	20.64	65.8
	316.5	732.96	82.5		378.0	0.28	64.8
	318.0	695.72	82.4		379.5	4.53	63.8
	319.5	646.79	82.2		381.0	8.30	62.0
	321.0	603.81	81.6		382.5	-5.89	60.4
	322.5	536.07	80.6		384.0	-0.28	58.7
	324.0	495.02	79.8		385.5	-6.98	56.9
	325.5	483.70	79.7		387.0	-10.02	55.1
	327.0	394.12	78.1		388.5	-10.81	50.4
	328.5	348.68	76.0		390.0	-9.11	41.5
	330.0	297.86	74.4		391.5	-7.15	42.7
	331.5	261.96	73.0		393.0	-5.67	44.4
	333.0	222.37	71.5		394.5	-4.84	44.2
	334.5	172.77	70.0		396.0	-5.42	40.9
	336.0	139.04	68.7		397.5	-4.79	40.6
	337.5	113.69	67.6		399.0	-2.94	43.2
	339.0	84.82	66.8		399.5	-2.61	43.4
	340.5	79.59	66.2				
	342.0	52.11	65.8				
	343.5	29.87	66.5				
	345.0	28.74	66.5				
	346.5	27.83	66.4				
	348.0	26.15	66.3				
	349.5	24.34	66.2				
	351.0	23.64	66.1				
	352.5	22.86	66.0				
	354.0	22.25	66.0				
	355.5	21.63	65.9				
	357.0	21.17	65.8				
	358.5	20.50	65.8				
	360.0	20.33	65.7				

Printing every 3 samples



**TRILOBITE
TESTING, INC.**

DRILL STEM TESTING - DATA LISTING

Sam Gary
1515 Wynkoop St. Ste 700
Denver, CO
80202
ATTN: Neal Sharp

Miller et al 1-31
31-15-15/Russell
Job Ticket: 41856 **DST#: 3**
Test Start: 2011.03.27 @ 13:50:56

Serial # 8365 Outside				Serial # 8365 Outside			
Comments	Time (Min.)	Pressure (psig)	Temp. (deg F)	Comments	Time (Min.)	Pressure (psig)	Temp. (deg F)
	0.0	-0.48	75.9		1.6	-0.55	76.3
	0.1	-0.52	76.0		1.7	-0.55	76.2
	0.1	-0.55	76.0		1.8	-0.53	76.1
	0.2	-0.54	76.1		1.8	-0.57	75.9
	0.2	-0.53	76.1		1.9	-0.61	75.8
	0.3	-0.53	76.2		1.9	-0.61	75.7
	0.3	-0.52	76.2		2.0	-0.67	75.8
	0.3	-0.52	76.3		12.0	-0.83	45.5
	0.4	-0.51	76.3		42.0	-0.65	46.9
	0.4	-0.48	76.4		53.0	0.02	68.9
	0.5	-0.46	76.4		54.5	0.07	70.3
	0.6	-0.44	76.5		56.0	0.12	71.5
	0.6	-0.44	76.5		57.5	0.19	72.7
	0.7	-0.44	76.6		59.0	0.23	73.7
	0.7	-0.44	76.6		60.5	0.28	74.7
	0.8	-0.44	76.6		62.0	0.34	75.6
	0.8	-0.43	76.6		63.5	0.39	76.6
	0.9	-0.43	76.6		65.0	0.44	77.8
	0.9	-0.43	76.6		66.5	0.49	79.5
	0.9	-0.43	76.6		68.0	0.53	80.8
	1.0	-0.45	76.6		69.5	0.56	81.7
	1.1	-0.45	76.6		71.0	0.62	82.2
	1.1	-0.45	76.6		72.5	0.66	82.9
	1.1	-0.46	76.5		74.0	0.71	83.5
	1.2	-0.45	76.5		75.5	0.76	84.1
	1.3	-0.47	76.5		77.0	0.81	84.8
	1.3	-0.47	76.5		78.5	0.86	85.4
	1.4	-0.49	76.5		80.0	0.90	86.0
	1.4	-0.49	76.4		81.5	0.93	86.5
	1.5	-0.50	76.4		83.0	0.99	87.0
	1.5	-0.51	76.4		84.5	1.01	87.4
	1.6	-0.53	76.4		86.0	1.04	87.9
	1.6	-0.53	76.3		87.5	1.06	88.4

Printing every 3 samples

Serial # 8365 Outside				Serial # 8365 Outside			
Comments	Time (Min.)	Pressure (psig)	Temp. (deg F)	Comments	Time (Min.)	Pressure (psig)	Temp. (deg F)
	89.0	1.07	88.9		150.5	1.20	92.5
	90.5	1.09	89.3		152.0	1.28	92.6
	92.0	1.11	89.7		153.5	1.37	92.6
	93.5	1.14	90.1		155.0	1.17	92.7
	95.0	1.17	90.4		156.5	1.21	92.7
	96.5	1.18	90.6		158.0	1.47	92.7
	98.0	1.20	90.2		159.5	1.91	92.8
	99.5	1.22	90.2		161.0	2.02	92.7
	101.0	1.22	90.4		162.5	1.81	92.7
	102.5	1.22	90.5		164.0	2.23	92.7
	104.0	1.23	90.7		165.5	2.33	92.7
	105.5	1.24	90.8		167.0	2.41	92.7
	107.0	1.23	90.9		168.5	2.51	92.7
	108.5	1.23	91.0		170.0	2.60	92.7
	110.0	1.22	91.0		171.5	2.67	92.7
	111.5	1.21	91.1		173.0	2.75	92.7
	113.0	1.21	91.2		174.5	2.84	92.8
	114.5	1.20	91.3		176.0	2.92	92.9
	116.0	1.20	91.3		177.5	3.01	93.0
	117.5	1.20	91.4		179.0	3.09	93.1
	119.0	1.21	91.5		180.5	3.19	93.2
	120.5	1.22	91.5		182.0	3.26	93.2
	122.0	1.22	91.6		183.5	3.31	93.3
	123.5	1.22	91.6		185.0	3.33	93.4
	125.0	1.21	91.7		186.5	3.35	93.5
	126.5	1.21	91.8		188.0	3.34	93.6
	128.0	1.20	91.8		189.5	3.33	93.7
	129.5	1.20	91.9		191.0	3.32	93.8
	131.0	1.21	91.9		192.5	3.32	93.9
	132.5	1.21	92.0		194.0	3.34	93.9
	134.0	1.21	92.0		195.5	3.35	93.9
	135.5	1.21	92.1		197.0	3.37	94.0
	137.0	1.21	92.1		198.5	3.39	94.0
	138.5	1.20	92.2		200.0	3.40	94.0
	140.0	1.18	92.2		201.5	3.41	94.1
	141.5	1.18	92.3		203.0	3.40	94.1
	143.0	1.17	92.3		204.5	3.39	94.1
	144.5	1.16	92.4		206.0	3.39	94.1
	146.0	1.17	92.4		207.5	3.39	94.2
	147.5	1.18	92.4		209.0	3.40	94.2
	149.0	1.19	92.5		210.5	3.41	94.2

Printing every 3 samples

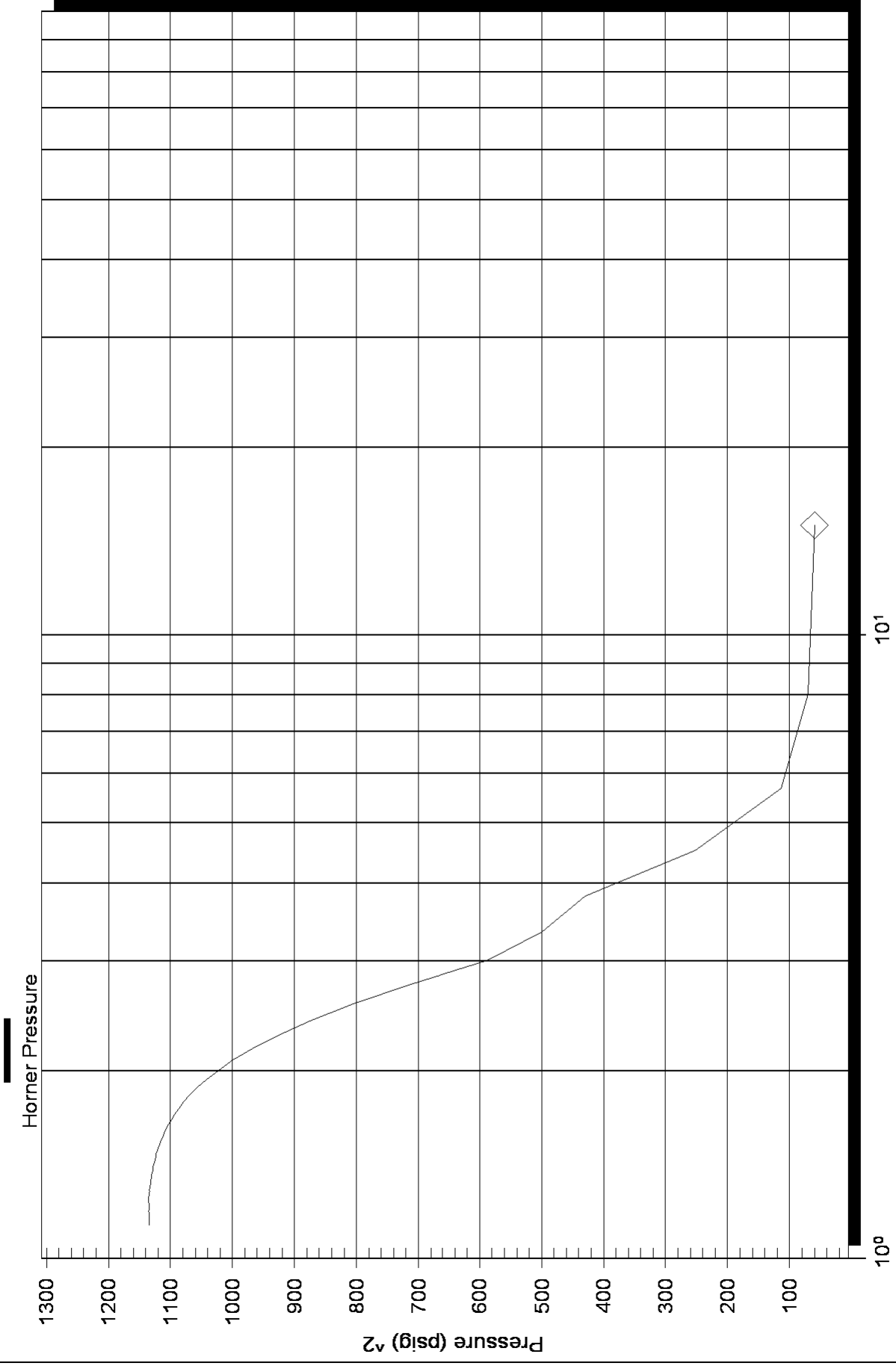
Serial # 8365 Outside				Serial # 8365 Outside			
Comments	Time (Min.)	Pressure (psig)	Temp. (deg F)	Comments	Time (Min.)	Pressure (psig)	Temp. (deg F)
	212.0	3.43	94.3		273.5	3.43	95.4
	213.5	3.44	94.3		275.0	3.40	95.4
	215.0	3.43	94.3		276.5	3.38	95.4
	216.5	3.42	94.3		278.0	3.34	95.5
	218.0	3.41	94.4		279.5	3.31	95.5
	219.5	3.42	94.4		281.0	3.24	95.6
	221.0	3.42	94.4		282.5	3.21	95.6
	222.5	3.42	94.4		284.0	3.18	95.6
	224.0	3.44	94.5		285.5	3.13	95.7
	225.5	3.44	94.5		287.0	3.12	95.6
	227.0	3.43	94.5		288.5	3.07	95.3
	228.5	3.43	94.6		290.0	3.03	95.0
	230.0	3.42	94.6		291.5	2.97	94.5
	231.5	3.41	94.6		293.0	2.91	94.0
	233.0	3.41	94.7		294.5	2.85	93.5
	234.5	3.41	94.7		296.0	2.82	93.0
	236.0	3.41	94.7		297.5	2.78	92.4
	237.5	3.40	94.7		299.0	3.03	91.8
	239.0	3.40	94.8		300.5	2.70	91.2
	240.5	3.41	94.8		302.0	2.96	90.6
	242.0	3.40	94.8		303.5	2.58	90.0
	243.5	3.41	94.9		305.0	2.55	89.3
	245.0	3.42	94.9		306.5	2.52	88.8
	246.5	3.43	94.9		308.0	2.46	88.3
	248.0	3.44	94.9		309.5	2.42	87.7
	249.5	3.43	95.0		311.0	2.36	87.3
	251.0	3.43	95.0		312.5	2.29	86.9
	252.5	3.42	95.0		314.0	2.23	86.4
	254.0	3.41	95.1		315.5	2.18	86.0
	255.5	3.41	95.1		317.0	2.14	85.6
	257.0	3.41	95.1		318.5	2.12	85.3
	258.5	3.41	95.1		320.0	2.10	84.4
	260.0	3.42	95.2		321.5	2.10	84.0
	261.5	3.43	95.2		323.0	2.06	83.9
	263.0	3.43	95.2		324.5	2.04	83.4
	264.5	3.43	95.2		326.0	1.99	82.3
	266.0	3.44	95.3		327.5	1.94	81.8
	267.5	3.45	95.3		329.0	1.89	80.7
	269.0	3.44	95.3		330.5	1.84	79.7
	270.5	3.45	95.3		332.0	1.82	79.0
	272.0	3.46	95.4		333.5	1.79	78.5

Printing every 3 samples

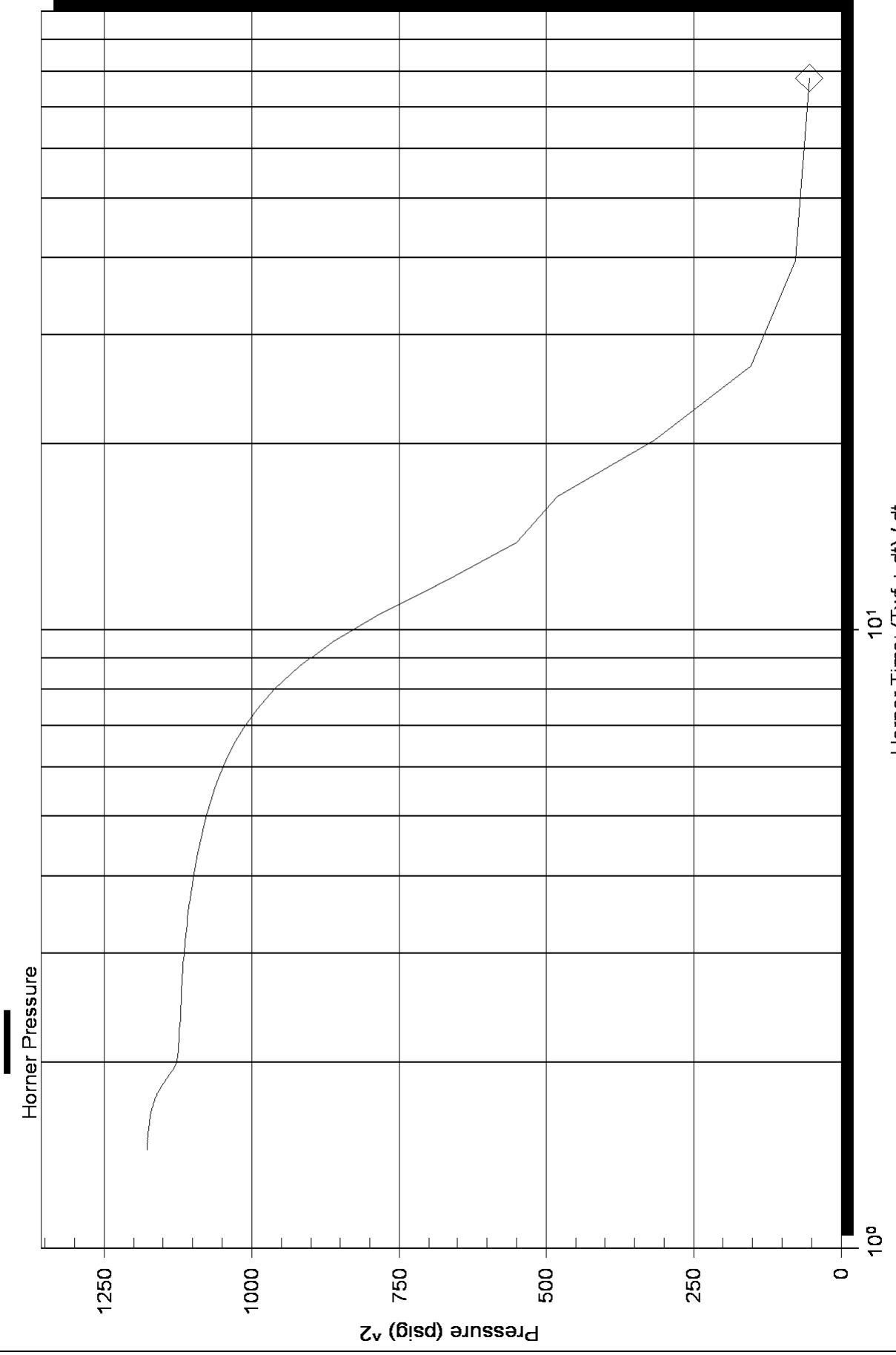
Serial # 8365 Outside				Serial # 8365 Outside			
Comments	Time (Min.)	Pressure (psig)	Temp. (deg F)	Comments	Time (Min.)	Pressure (psig)	Temp. (deg F)
	335.0	1.77	77.3		396.5	-0.76	51.0
	336.5	1.75	75.8		398.0	-0.68	52.5
	338.0	1.74	75.2		399.5	-0.77	54.2
	339.5	1.72	75.3				
	341.0	1.72	74.6				
	342.5	1.68	73.2				
	344.0	0.10	71.3				
	345.5	-0.32	52.2				
	347.0	-0.95	45.9				
	348.5	-0.98	46.2				
	350.0	-0.95	46.6				
	351.5	-0.94	46.8				
	353.0	-0.92	47.0				
	354.5	-0.93	47.1				
	356.0	-0.91	47.2				
	357.5	-0.92	47.2				
	359.0	-0.91	47.2				
	360.5	-0.91	47.2				
	362.0	-0.91	47.2				
	363.5	-0.91	47.1				
	365.0	-0.91	47.1				
	366.5	-0.92	47.0				
	368.0	-0.92	47.0				
	369.5	-0.93	46.9				
	371.0	-0.94	46.9				
	372.5	-0.95	46.8				
	374.0	-0.95	46.7				
	375.5	-0.94	46.6				
	377.0	-0.95	46.6				
	378.5	-0.95	46.5				
	380.0	-0.94	46.4				
	381.5	-0.92	46.3				
	383.0	-0.90	46.1				
	384.5	-0.88	46.2				
	386.0	-0.86	46.3				
	387.5	-0.87	46.6				
	389.0	-0.86	46.9				
	390.5	-0.85	47.1				
	392.0	-0.82	47.3				
	393.5	-0.94	48.6				
	395.0	-0.82	49.8				

Printing every 3 samples

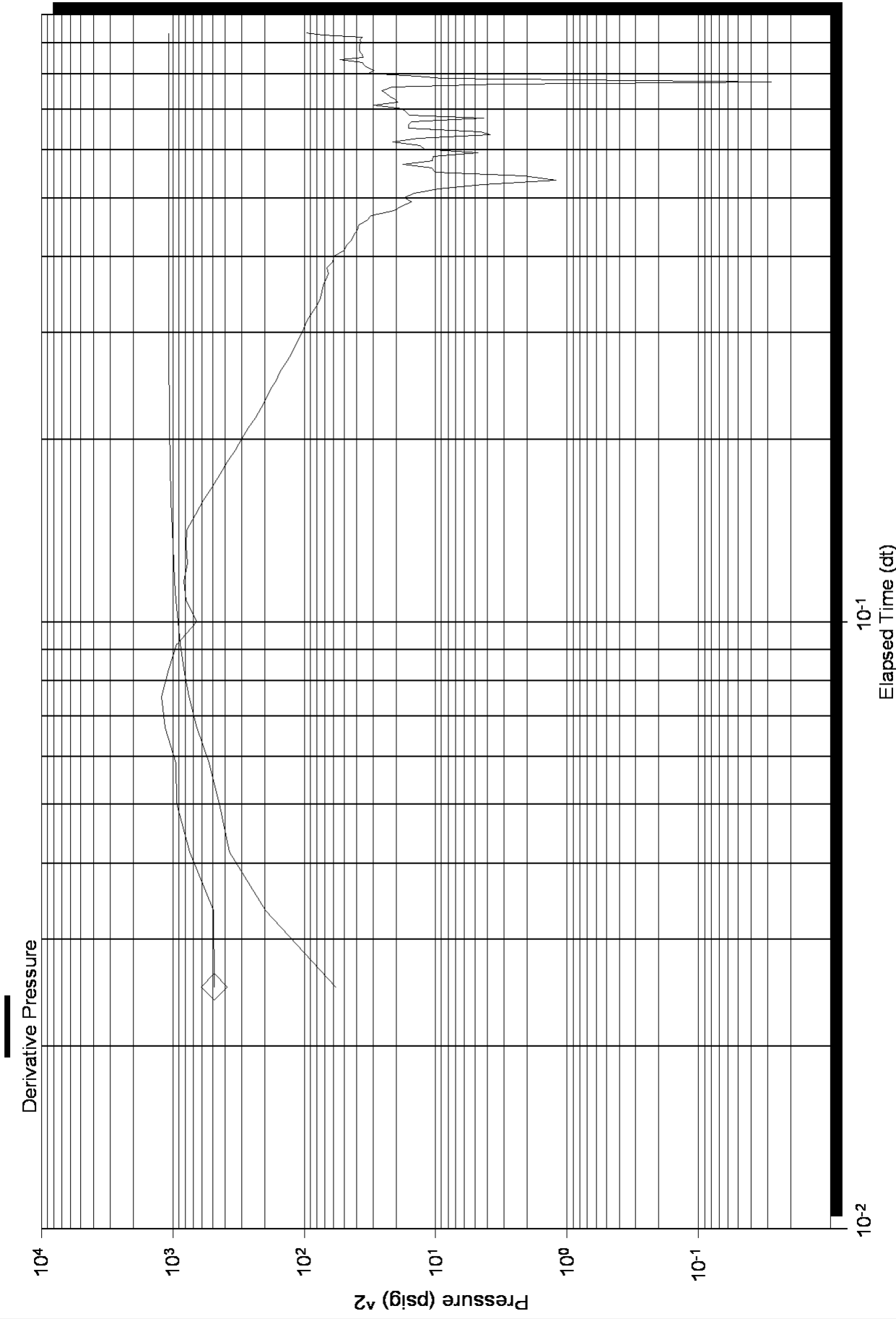
Homer Plot



Homer Plot



Log-Log and Pseudo-Derivative



Log-Log and Pseudo-Derivative

